CRISTEC
on-board energy

MADE IN
2026
FRANCE

www.cristec.fr

NEW PRODUCTS 2026

ENERGY & LIGHTING MANAGEMENT

C-BOX

MOSFET BATTERY SPLITTERS

RCE+ 2 Inputs - 3 Banks

SOLAR REGULATORS

MPPT+

SINEWAVE INVERTERS

SOLO+ by CRISTEC

LITHIUM BATTERIES

LIPOWER+

GALVANIC ISOLATION

ISO+

IT+

BATTERY MANAGEMENT

ZENPOWER

Repairability

Made in France

BV certified

www.cristec.fr

Photos de couvertures : Angatec - Nautitec/www.jfromero.fr - Pogo 44/Jakez 2020
EKREM SERIF EGELI - IVECO/Mailfait Stevenin Nicolas - Gay électricité

	Page
ENERGY & LIGHTING MANAGEMENT	
• C-BOX	8
• MULTISHUNT	12
• CAN BUS SHUNT : FLEXCAN	13
MOSFET BATTERY SPLITTERS	
• RCE+	16
SMART BATTERY COUPLER RELAYS	
• RCB+	20
SINEWAVE INVERTERS	
• KERSINE+	26
• SOLO+	31
MPPT SOLAR REGULATORS	
• MPPTPOWER+/MPPTPOWER	36
LITHIUM BATTERIES	
• LIPOWER+	42
GALVANIC ISOLATION	
• GALVANIC ISOLATORS ISO+	46
• ISOLATION TRANSFORMERS IT+	48
AC-DC BATTERY CHARGERS	
• YPOWER+ 12V	52
• YPOWER+ 24V	54
• YPOWER+ 36V / 48V	56
• IP65 YPOWER+ waterproof	57
• HPOWER	59
• HPOWER marine type-approved class	64
DC-DC CONVERTER - CHARGERS	
• DCPOWER+ up to 1440W	68
• SD 200W	75
SHORE-POWER DISTRIBUTION CHARGERS	
• UEPOWER+	78
OPTIONS	
• Connectors, probes, remote panel, parallelisation kit, etc.	83
ENERGY MANAGEMENT	
• BATTERY MONITOR + SHUNT : BAT-MON 3.5-3	86
• BATTERY VOLTAGE GUARD /AC VOLTMETER	88
• FREQUENCY CONVERTERS : FREQ	89
• BATTERY MANAGEMENT : ZENPOWER	90
DISTRIBUTION NETWORK	
• Main worldwide CRISTEC representatives	91

The CRISTEC expertise

For over 40 years CRISTEC has been designing, developing and manufacturing on-board rugged electrical equipment related to batteries.

CRISTEC is an independent and innovative electric systems manufacturer for use in harsh and confined environments.

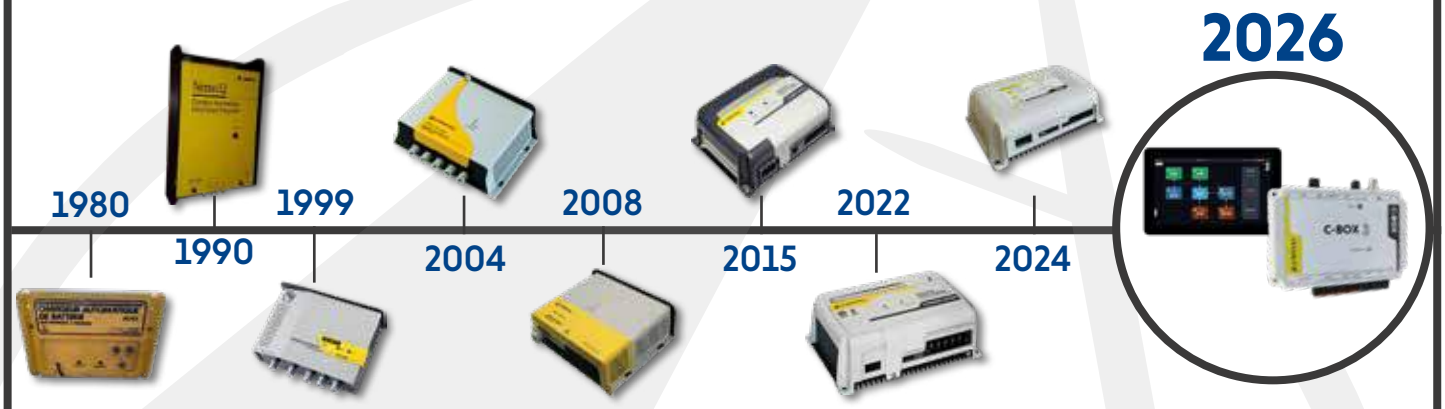

Historical supplier to the leading world class boat-builders, our strength lies in our capacity to listen and react.

SILVER | Top 15%
ecovadis
Sustainability Rating
JUN 2025

We produce high-end silent and connected products in France which is a guarantee of reliability and a major advantage for all our customers.

Thanks to our network of agents and distributors who are present in over 50 countries we can guarantee our clients reliable universal solutions for use in extreme environmental conditions.

YOU ARE :

OEM, shipyard, boat-builder, electrician, dealer, distributor or experienced sailor ?

You need to design a robust electrical power system ?

SO, PLEASE CONTACT US !

To help you with your project, we provide complimentary advice, recommendations and 3D files of our products.

Tel : +33 298 538 082 **Mail : info@cristec.fr**

www.cristec.fr

A complete range designed for all types of systems

Our mission : through our know-how and skills, we bring value to all our current and future customers to help them to anticipate their needs.

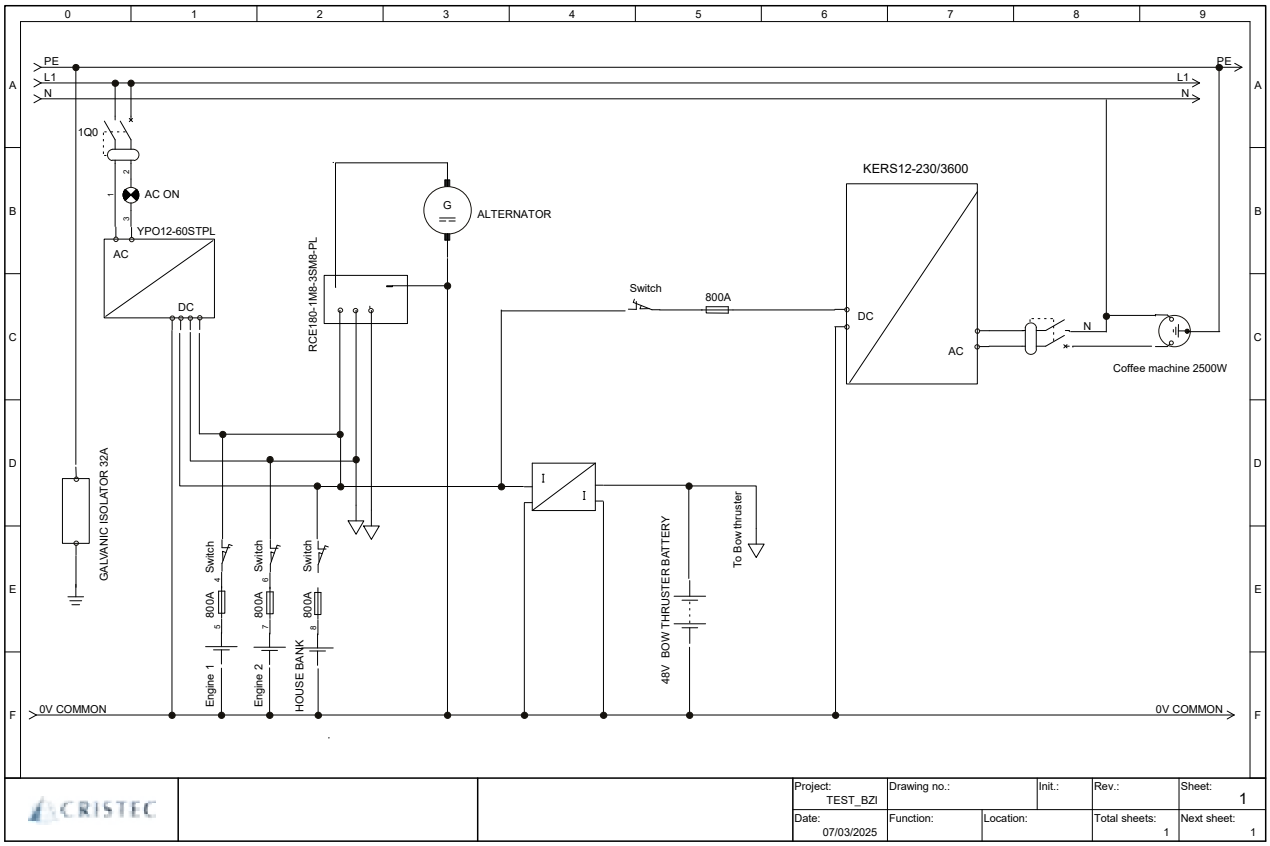

Photo: POGO STRUCTURES

Energy & lighting management

C-BOX

Energy management

Lighting control

Tank monitoring

Temperature & humidity monitoring

C-BOX

ENERGY & LIGHTING MANAGEMENT

Warranty 3 years

8.9/10 Repairability index

"Smart control, anytime, anywhere"

Presentation

Take full control of your energy and lighting system wherever you are.
The **CRISTEC C-Box Server** gives you constant, accurate management of your installation to maximise performance and efficiency. Access your system easily through our **CRISTEC Connect Portal**, or directly via the optional **C-Touch screen**, a **Multi-Functional Display (MFD)**, or the **CRISTEC Connect App** – all thanks to its built-in wireless capability.

Key benefits

- Intuitive interface and easy setup
- Remote access, cloud data logging and real-time monitoring
- Optimised energy and lighting performance
- Compatible with multiple display and control options
- Tank level & temperature sensor monitoring

C-Touch display accessory

The 7" **C-Touch** is the display accessory for the **C-Box**. The seven inch touch screen display can be top/wall or flush mount. It gives an instant overview of your system and allows you to adjust settings. Simply connect the display to the **C-Box**. The **C-Touch** display has a waterproof design and is easy to install.

Remote console

Monitor, control and configure the **C-Box** remotely, over the internet, just like if you were standing in front of the device. The same functionality is also available on the local LAN, or using the WIFI access point of the **C-Box**.

Perfect energy monitoring & control

Instantly monitor the battery state of charge, power consumption, power harvest from PV, generator and mains, or check tank levels and temperature measurements. Easily control the shore power input current limit, (auto)start/stop generator(s) or change any settings to optimise the system. Follow up on alerts, perform diagnostic checks and resolve complications remotly.

Easy installation & configuration

The **C-Box** is easily mountable and can also be mounted on a DIN-Rail. Its separate touchscreen can be bolted on a dashboard, eliminating the need to create perfect cut-outs. The **CRISTEC Connect App** enables a quick connection and configuration.

Lighting monitoring & control

The **C-Box** server allows seamless integration and control of up to 128 ligths or zones. You can manage and dim RGBW lights, underwater lights or any LED lights. Zigbee, EnOcean wireless switches can be added to control lights of various zones.

Availability Q2 2026

ENERGY & LIGHTING MANAGEMENT C-BOX

Online demo →

Energy management

Lighting control

Tank monitoring

Temperature monitoring

ENERGY & LIGHTING MANAGEMENT

Availability Q2 2026

ENERGY & LIGHTING MANAGEMENT C-BOX

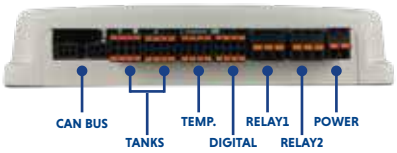



7" C-Touch display	
Mounting	Flush mount with included springs
Resolution	1024 x 600px
Ingress protection	IP54 without connectors (IP20 for connectors)
Outer dimensions (L x l x h)	177 x 112 x 20mm (7 x 4.4 x 0.8in)
Cable length	2 meters (6.5 feet)

Options	
0-10V or 4-20mA tank level inputs	4 (Order C-BOX tank extender PN: 002175)
DMX controller	4 Outputs 5A - up to 128 adresses - PN: 002176
Temperature sensor	PN: 002174
MultiShunt 5	5 channels 25A 12-48VDC bidirectionnal - PN: MULTISHUNT 5
Flexcan	300A - PN: SHUNT-300-CAN

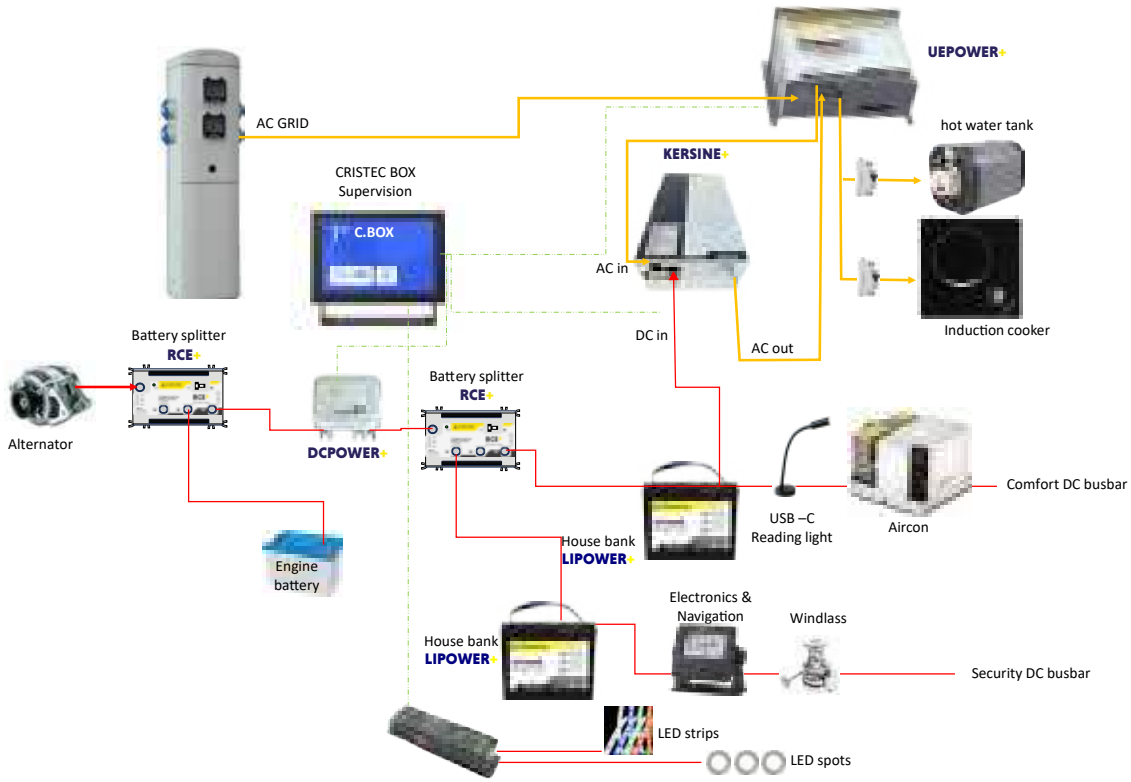

Availability Q2 2026

ENERGY & LIGHTING MANAGEMENT C-BOX

12VDC
24VDC
36VDC
48VDC

C-BOX	
Power supply voltage	8 - 65 VDC
Power draw without C-Touch monitor	2W
Power draw with C-Touch monitor	7W
Standbye mode	0.8W
Mounting	Wall with 4 screws or DIN rail
CPU	Quad Core
RAM	2GB
Maximum CAN BUS devices	256 (16 types x 16 adresses)
Efficiency	92%
Communication ports	
CAN BUS	2 connectors
Ethernet	1Gbit/s RJ45 socket - isolated except shield
HDMI for C-Touch display	1 port
NMEA	1 port
USB (2)	3 x USB A
DMX	1 RS485 port - up to 128 adresses
12V output	1 port 1A
Remote switch on/off	1 port
CRISTEC Connect	Built-in via CRISTEC Connect
Wifi	Built-in
Input - Output	
Resistive tank level inputs	8
0-10V or 4-20mA tank level inputs	4 (Order C-BOX tank extender PN: 002175)
Temperature sense inputs	4
Digital inputs	4
Relays (1)	2 ports 3 Ways connector: Common, NO (opened) & NC (closed) (1) Voltage up to 30VDC: 8A AC voltage up to 250VAC: 8A
Power supply	1 port
Battery backup clock	Yes with button battery CR2032 13VDC
Casing	
Outer dimensions (L x l x h)	195 x 125 x 38mm (7.7 x 4.9 x 1.5in)
Environment	
Operating temperature	-20°C to 50°C (-4°F to 122°F)
Ingress protection	IP54 without connectors (IP20 for connectors)
Standards	
Security	IEC 62368-1
EMC	EN60945, EN301489-1, EN301489-17
Automotive	ECE R10-6 (pending)
Accessories	
Tank sockets (3)	2 x 4 ways connectors supplied
Temperature socket	1 x 4 ways connector supplied
Temperature sensor	Not included (PN : 02174)
DIN adapter	Built in

(1) Relays can be used for programming as an alarm relay, generator start/stop, tank pump, temperature controlled relay or manual operation.

(2) USB A ports :
- Logging data
- Updating firmware

(3) The tank level inputs are resistive and should be connected to a resistive tank sensor. Those ports can each be configured to work with either European (0-190 Ohm); or US tank sensors (240-30 Ohm); or to configure a custom Ohm resistance range between 0 Ohm and 300 Ohm.

Availability Q2 2026

MULTISHUNT

Warranty 3 years

12V-24V

36V-48V



3D prototype

ENERGY & LIGHTING MANAGEMENT

Presentation

MULTISHUNT is the perfect DC sensor to feed the C-BOX with 5 different producers and consumers status and history input.
With MULTISHUNT you are able to monitor on CAN BUS different DC energy:

- **Sources** such as solar panels, alternator, genset, etc...
- or **Consumers** such as lights, windlass, electronics, etc...

Characteristics per way

- Voltage measurement range : from 9 to 64VDC
- Resolution: 30mV Accuracy : 0.25%
- Resolution: 10mV Accuracy : 0.5%
- Current load capacity : 25A in both directions
- Dimensions : L 85 x l 105 x h 32mm (3.35 x 4.13 x 1.26 in)
- Connexion : M8 terminal
- Address selection by DipSwitch

Part number
MULTISHUNT 5

Multi voltage

The **MULTISHUNT** is an autonomous device which, thanks to its integrated BUS-CAN interface, allows multi-voltage use: 12V, 24V, 36V or 48V up to 64V.

Installation

The **MULTISHUNT** can be mounted on DIN rail (brackets supplied) or with 2 screws (not provided).

CAN-BUS interface*

The **MULTISHUNT** can be used in stand alone with an electrical appliance or with a screen.

(* compliant CAN-Bus on demand)

Availability Q2 2026

FLEXCAN

Warranty 3 years

12V-24V

36V-48V

Presentation

With FLEXCAN shunt you are able to monitor on CAN-Bus your complete battery system and/or the current flow of DC energy sources such as solar panels. It can operate in two different modes.

In battery mode:
- voltage
- current
- temperature
- capacity and remaining autonomy time of the battery
- number of deep charge and discharge cycles
- voltage reading of an additional battery

In energy mode:
- Energy yield in Ampere hour to track current flow of energy sources such as alternators, solar cells or hydrogenerators

Part number
SHUNT-300-CAN

Characteristics

- Voltage measurement range : from 8 to 64VDC
- Resolution: 30mV Accuracy : 0.25%
- Current load capacity : 300A, 600A 1 min, , 1500A 0.5 sec.
- Current measurement range : external sensor -15 to +60°C
- Resolution: 10mA - Accuracy : 0.5%
- Selection of the identifier by push button
- Possibility of using up to 16 shunts per network
- Dimensions : L 119 x l 43 x h 44 mm
- Connexion : M8 terminal
- Option : 2.8m STP-UNI-2.8 and 5m STP-UNI-5.0 temperature probe.

2 operating modes

If you want to monitor a battery, choose battery mode. For energy source tracking, select the energy mode.

Multi voltage

The **FLEXCAN** shunt is an autonomous device which, thanks to its integrated BUS-CAN interface, allows multi-voltage use: 12V, 24V, 36V or 48V up to 64V.

Lithium ready

The **FLEXCAN** shunt is compatible with all types of batteries including Lithium.

CAN-BUS interface*

The FLEXCAN shunt can be used in stand alone with an electrical appliance or with a screen.

(* compliant CAN-Bus on demand)

The unique cliffs of Makatea_Copyright Franck Gazzola_Under The Pole

MOSFET battery splitters

RCE+

1 Input - 2 Banks

1 Input - 3 Banks

2 Inputs - 3 Banks

MOSFET technology

Voltage drop free

IG ready

Multi-voltage

Compact & lightweight

RCE+

3 Warranty 3 years

8.9/10 Repairability index

Presentation

RCE+ battery splitters allow simultaneous charging of 2 or 3 batteries from one or two alternators without connecting the batteries together. Discharging the house battery for example will not result in discharging the starter battery.

MOSFFET technology

The technology used, based on **MOSFET** transistors, ensures negligeable voltage drop between the inputs and the outputs. This is a major advantage compared to a diode isolator.

Voltage drop free

Because there is no voltage drop due to **RCE+** isolator, there is no need to increase the output voltage of the alternator.

Multi-voltage

The splitter works with 12VDC and 24VDC voltage, and also allows the use of LiFePO4 (Lithium) batteries.

1 or 2 inputs

2-inputs/3-banks splitters facilitate simultaneous charging of 3 battery banks from 2 alternators or any other DC source (i.e solar).

2 or 3 banks

The **RCE+** is used to split an input power source (alternator, solar regulator, hydrogenerator, etc.) to 2 or 3 consumers (batteries, consumers)

IGNITION ready

Some alternators need DC voltage on the B+ output to start charging. Inserting a battery isolator will prevent any return voltage from the battery and the alternator will not start. The **RCE+** splitters have an IG Input that will power the + output when switching on the engine.

Interchangeability

The **RCE+** is designed to be fully interchangeable with previous RCE without any modification.

Compact & Lightweight

The **RCE+** is 2 times thinner and lighter than the previous model but with the exact same hole spacing.

	Item code	Rated current	Number of inputs & Ø	Number of banks & Ø	IG connection (alternator stimulation)	Dimensions (w x h x d)	Weight
1 Input	RCE80-1EM6-2SM6-PL	80A	1 x M6	2 x M6	yes	159 x 100 x 36 mm (6,25 x 3,93 x 1,41in)	0,45 kg (1 lb)
1 Input	RCE120-1EM6-2SM6-PL	120A	1 x M6	2 x M6			
1 Input	RCE180-1EM8-2SM6-PL	180A	1 x M8	2 x M6			
1 Input	RCE180-1EM8-3SM6-PL		1 x M8	3 x M6			
1 Input	RCE180-1EM8-2SM8-PL		1 x M8	2 x M8			
1 Input	RCE180-1EM8-3SM8-PL		1 x M8	3 x M8			
1 Input	RCE220-1EM8-3SM8-PL	220A	1 x M8	3 x M8			
2 Inputs	RCE160-2EM6-3SM6-PL	160A (2 x 80A)	2 x M6	3 x M6			
2 Inputs	RCE260-2EM8-3SM8-PL	260A (2 x 130A)	2 x M8	3 x M8			

ELECTRONIC BATTERY SPLITTERS RCE+

12V
24V

Typical installation with 2 inputs - 3 Banks

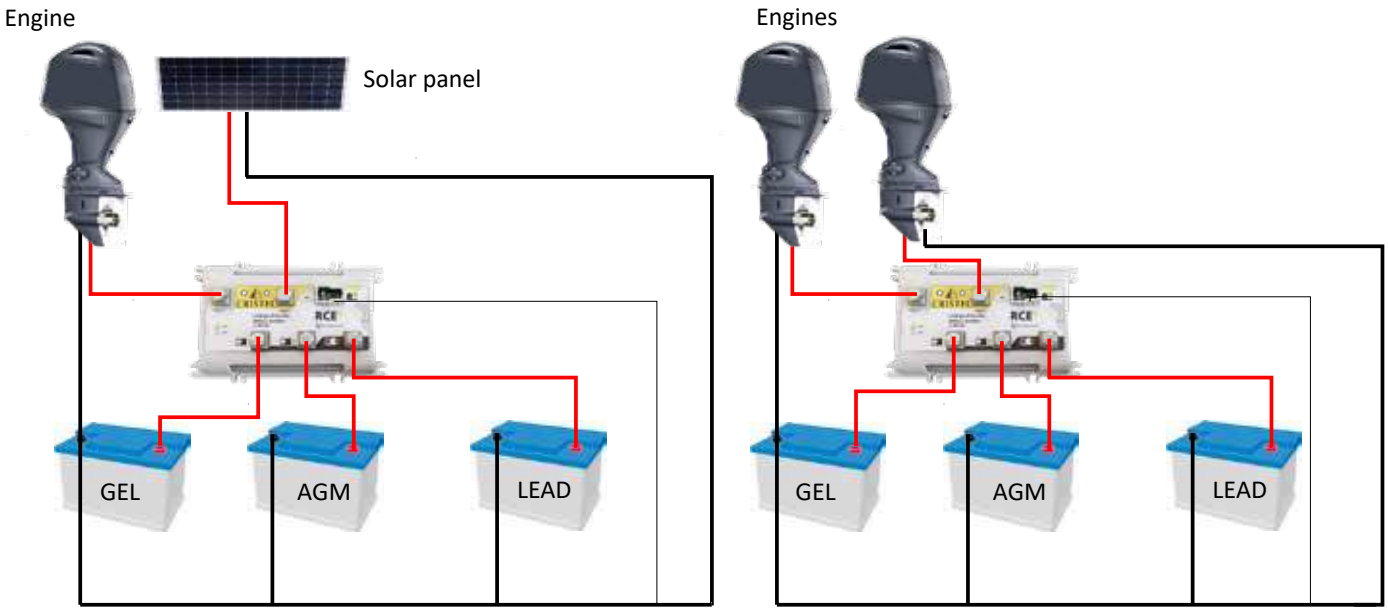

Typical installation with DC conversion

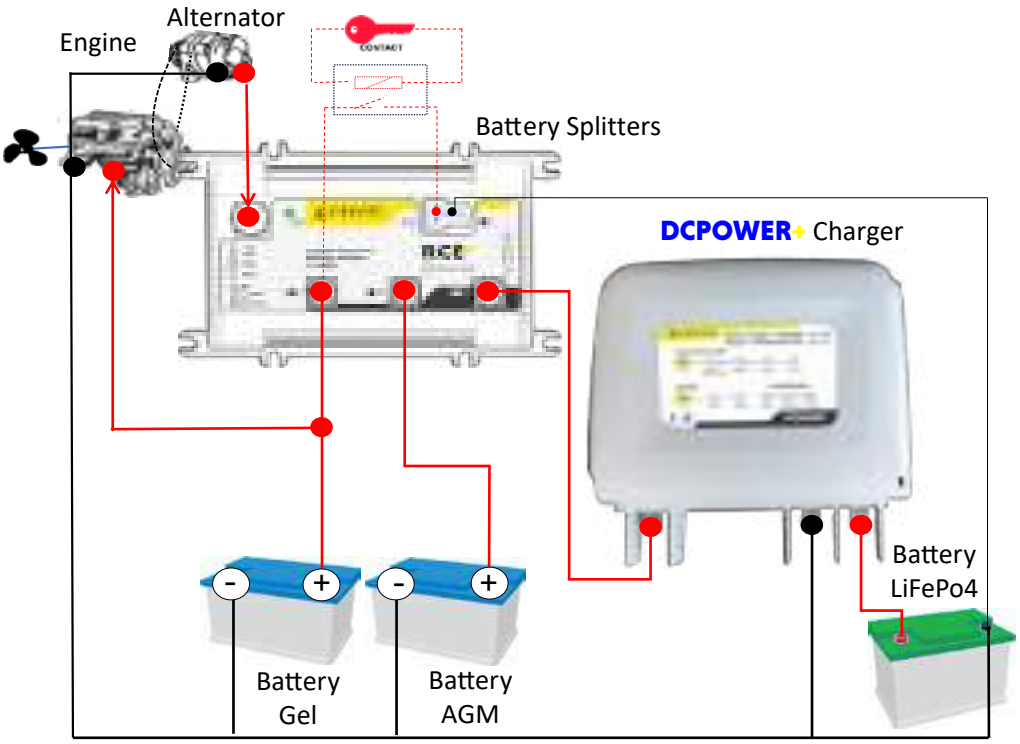

DCPower+ converts 12VDC from RCE+ splitter into 24VDC Lithium battery voltage.

Typical installation with various types of batteries → see **RCB+** P.20

Prestige Yachts - Range P630/P680S/P750 © Jerome_KELAGOPIAN

Smart battery coupler relays

RCB+

Adjustable current

Stabilized charge

Protected against reverse voltage

Compact

RCB+

Warranty 3 years

8.9/10 Repairability index

Presentation

With the increasing use of Lithium batteries (LiFePo4) for on-board electrical systems, compatibility between different battery types has become a major issue. Indeed, the cohabitation between starter batteries, often lead-acid, and Lithium batteries for service requires specific management of energy flows, particularly during alternator operation.
The **CRISTEC RCB+** battery relay is designed to share alternator output between the starting and Lithium service batteries while protecting the alternator from overload. By limiting curent to the Lithium service battery and preserving current for the engine start battery it ensures safe, balance power distribution.

Why the RCB+ is essential :

- **Alternator protection :** limits current to the Lithium service battery to prevent overload
- **Starter battery protection :** always retains capacity for engine start
- **Marine ready design :** compact, durable and built for harsh conditions
- **Versatile voltage support :** works with both 12VDC and 24VDC systems
- **High capacity performance :** handles alternators up to 200A
- **Fixed or adjustable current :** choose 50A, 80A or fine-tune the service battery current between 30A and 120A

How RCB+ works :

One of the RCB+'s key features is its ability to limit the current flowing between the alternator and the service battery. Thanks to a setting wheel for the adjustable version, the user can adjust the current between **30 and 120A**, guaranteeing flexibility according to the on-board system's needs.
It is recommended to retain around **30% of the alternator's capacity** for the starter battery; for example, for a 110A alternator, the limit could be set at 70A for service bank. This fine-tuned management preserves the alternator from overload while optimizing the battery charge (see illustration below).

Compact and lightweight this unique compact relay is designed to be used in harsh environment. Its innovating technology based on low frequency switching mode offers stabilized output charge current and protection against reverse voltage to avoid damages on the alternator.
On the **RCB-ADJ-120A** model the black selector wheel of the encoder can be removed for safety or maintenance reason. In some cases RCB+ can replace a DC-DC charger. The On/Off entry allows the switch On/Off of the charging of the Lithium battery.

SMART BATTERY COUPLER RELAYS RCB+

12V
24V



Typical installation

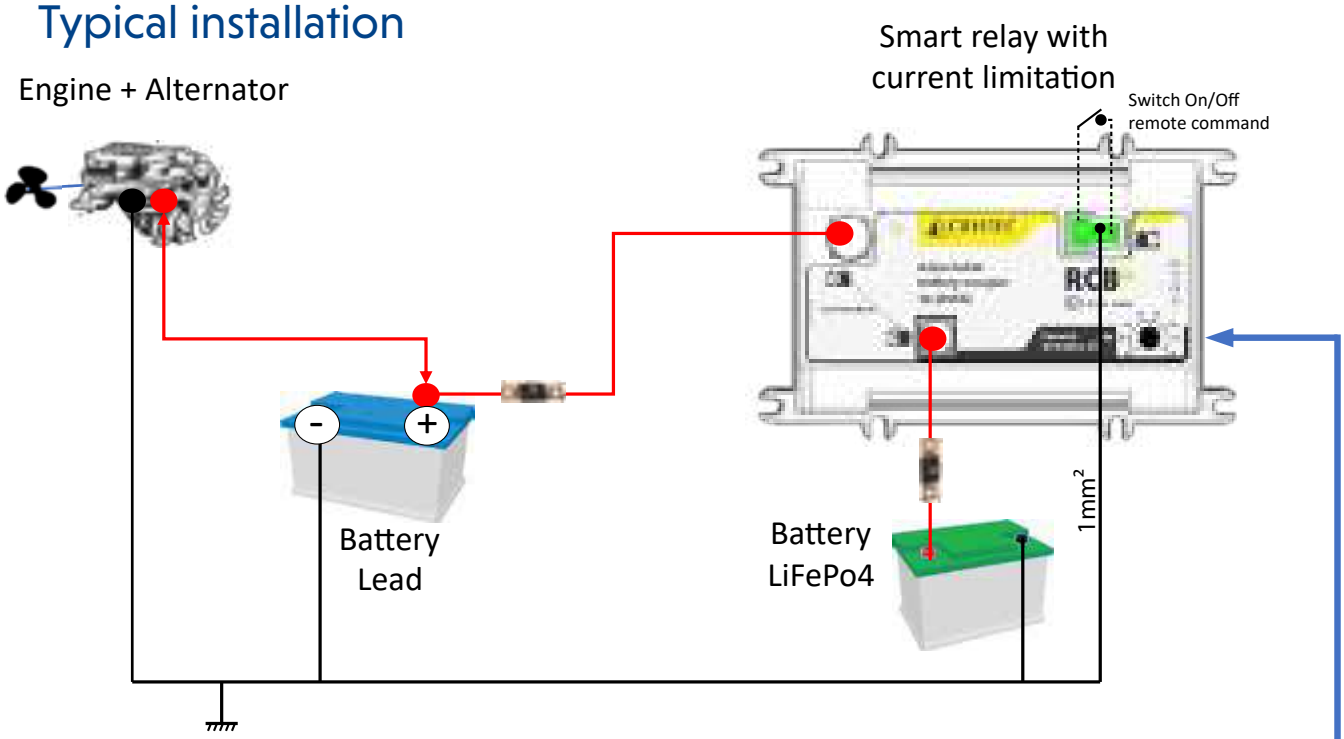

Allows to limit the current in the Lithium battery to preserve the alternator and ensure the charging of the starter battery

A unique feature

The remote switch ON/OFF command allows to manage the charge/discharge process of the Lithium battery.

12V
24V

Typical installation with various types of batteries

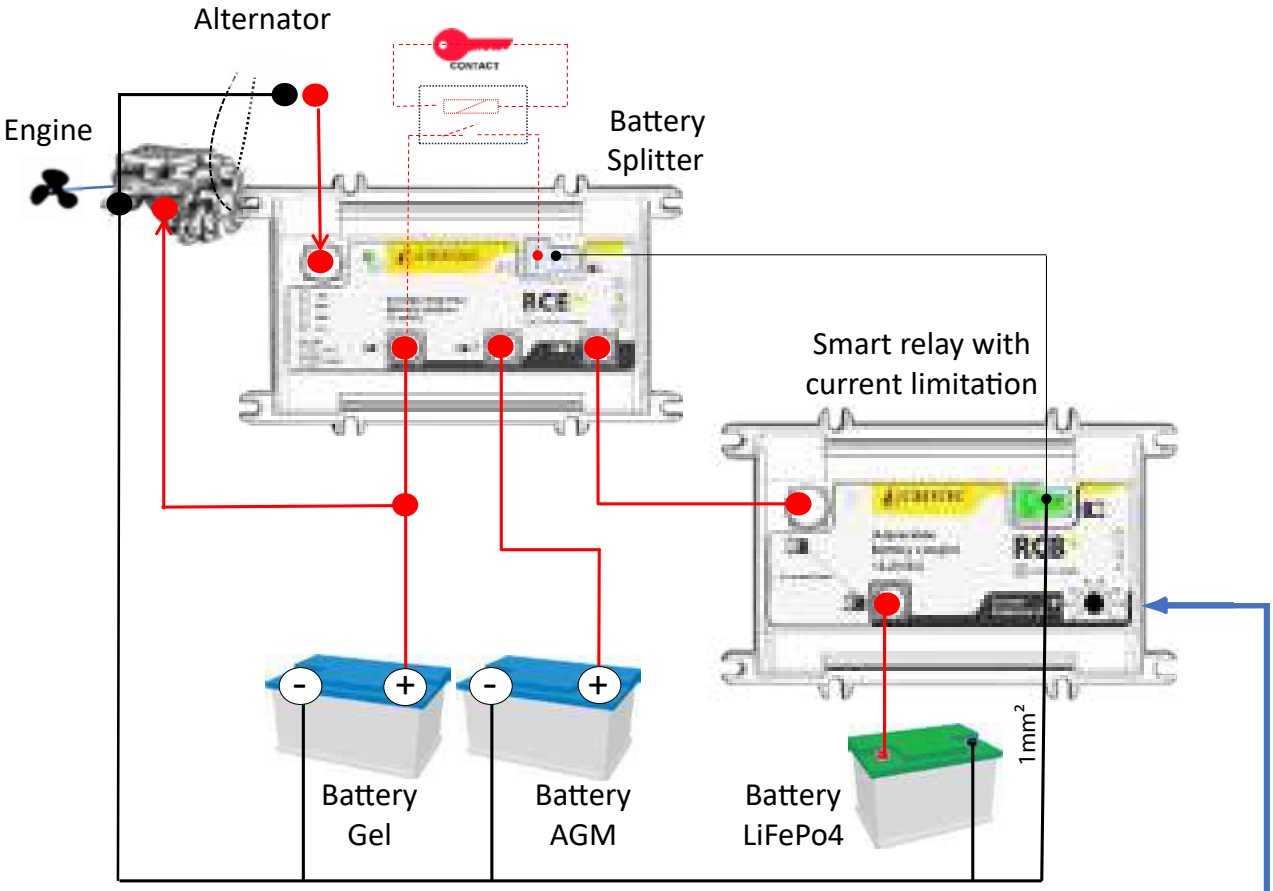

RCB+ smart relay limits current to the Lithium battery from the RCE+ battery isolator.

Allows to limit the current in the Lithium battery to preserve the alternator and ensure the charging of the starter battery

Coupling and decoupling principle

12 VDC	Input		Output
Coupling	> 13V for more than 90s	&	>10,5V
	or		
	>13.6V for more than 30s	&	>10,5V
Decoupling	> 16V		
	or		
	< 12.4V for more than 10s		
	or		
	< 12.7V for more than 30s		

24 VDC	Input		Output
Coupling	> 26.0V for more than 90s	&	>21V
	or		
	>27.2V for more than 30s	&	>21V
Decoupling	> 32V		
	or		
	< 24.8V for more than 10s		
	or		
	< 15.4V for more than 30s		

Product range	RCB-ADJ-120A	RCB-50PL	RCB-80PL
Maximum current to the house battery	Adjustable (30 to 120A)	50A	80A
Input			
Input voltage range	From 8VDC to 32VDC		
Voltage	12VDC or 24VDC		
Protection current decoupling	200A +/-10%		
Output			
Both size Input & Output	M8		
Ground isolation	>500VDC		
Maximum voltage drop	0.2VDC		
Environment			
Cooling	Natural (Fanless)		
Operating temperature	From -25°C to +65°C (-13°F to 149°F)		
Consumption	1.2mA@12V / 0.9mA@24V		
Casing			
Length, height, depth	159 x 100 x 36 mm (6,25 x 3,93 x 1,41 in)		
Weight	0,45kg (1 lb)		
Standards			
	RoHS Compliant / IEC60335-1 / ISO8846/SAE J1171 (Ignition protected)		

Pogo 44 © Jakez 2020

Sinewave inverters

KERSINE+ up to 3600VA

SOLO+ up to 1300VA

Pure sinewave

Up to 3600VA

55°C

Temperature withstand

CRISTEC Connect

Parallel mounting

Lightweight < 7kg

KERSINE+

Warranty 3 years

9.4/10 Repairability index

Operating principle

Developed for professional use, in harsh environments, KERSINE inverters offer up to 3,6kVA power. Thanks to their **H**igh **F**requency technology they are lightweight and they offer compact dimensions which are suitable for the widest range of applications.
Optional built-in relay board allows to switch automatically to AC shore-power or genset.

High power

They are powerful enough to sustain high-power AC devices consumption (microwaves oven, coffee machine, hair dryer, etc.).

Temperature withstand

Kersine inverters deliver their rated power at 25°C, minimum 80% power from 40°C and minimum 60°% from 55°C according to models.

Pure sinewave

Thanks to their sinusoidal signal without harmonic distortion, your devices are protected and energy loss is reduced.

30A relays board (option)

KERSINE+ inverters have built-in alarms and protections. An optional 30A relay board enables automatic source switching between AC mains, generator, and battery.

Easy and robust installation

Installation is simple : connection through detachable terminal blocks, faston lugs, and ring lugs.. Because of its HF technology Kersine+ is very light (3 or 4 times lighter than low frequency technology).

CAN-Bus interface

A serial CAN-Bus interface allows control and configuration of KERSINE+ inverters in real time.

Parallel mounting

The inverters can be parallel-mounted to increase the output power to a maximum of 14kVA (4 units). Three-phase operation is also possible (with 3 units). Planned avaibility 2026.

CRISTEC Connect interface

KERSINE+ is equipped with a CRISTEC Connect Low Energy , variant of "classic" CRISTEC Connect. The major advantage of CRISTEC Connect Low Energy is its low power consumption as it consumes half the power of a classic CRISTEC Connect.

Availability Q2 2026

KERSINE+ SINEWAVE INVERTERS

Principle schematic

Kersine stand alone

Kersine with relay board option

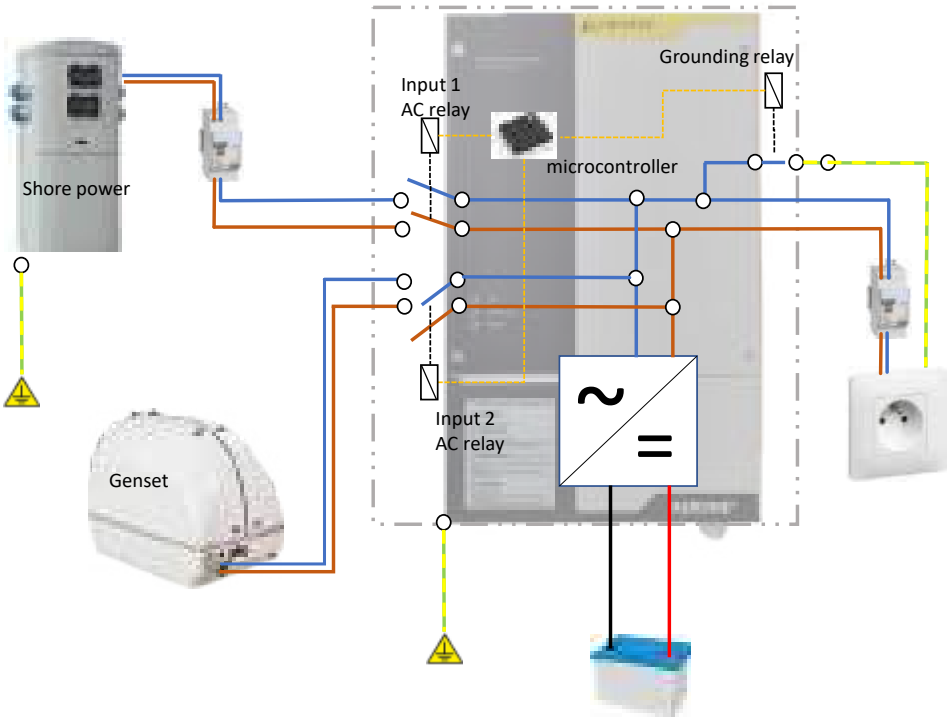

AC output is powered directly by shore power input. In case of grid power shortage, Kersine switches to genset AC input as main supply. If no input is available from shore and genset, Kersine switches to DC input. Grounding relay is switched off (open) when input comes from shore power.

Option :

ON/OFF remote command
P/N : KERS-ON-OFF

Parallel mode and 3-phase voltage mode, CAN address

Kersine can handle up to 4 units for parallel mode. The goal is to provide up to 14kVA of power. You can also connect 3 units to provide a 3-phase voltage architecture. In case of parallel mode or 3-line voltage mode, it is mandatory to connect all pure sine wave inverters together with RJ45 standard network cables and CAN-Bus cables.

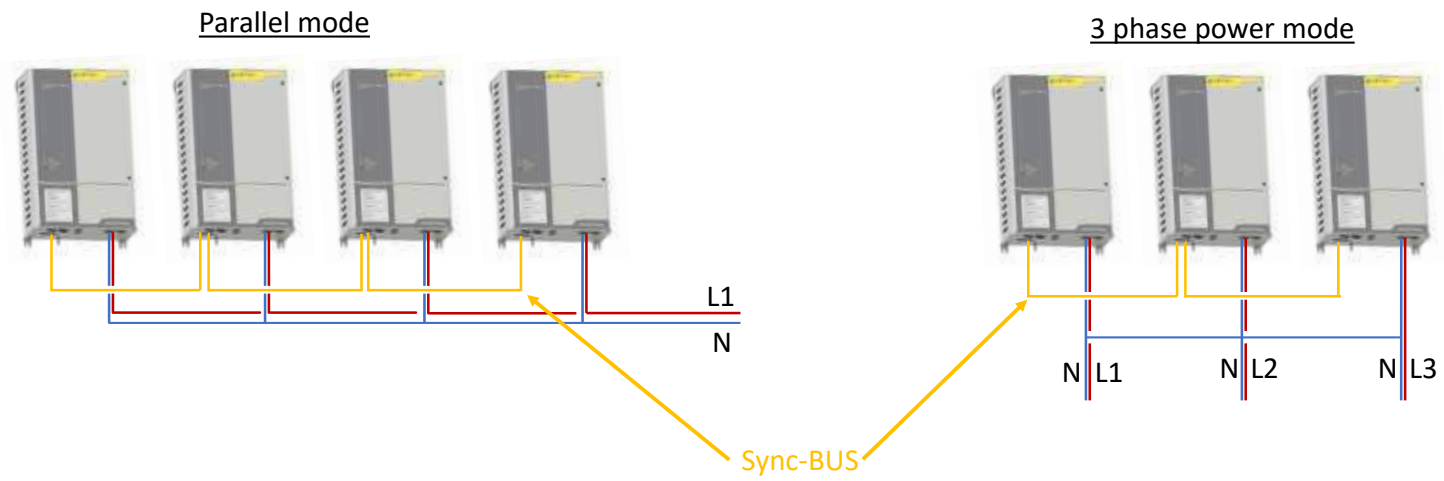

Installation example

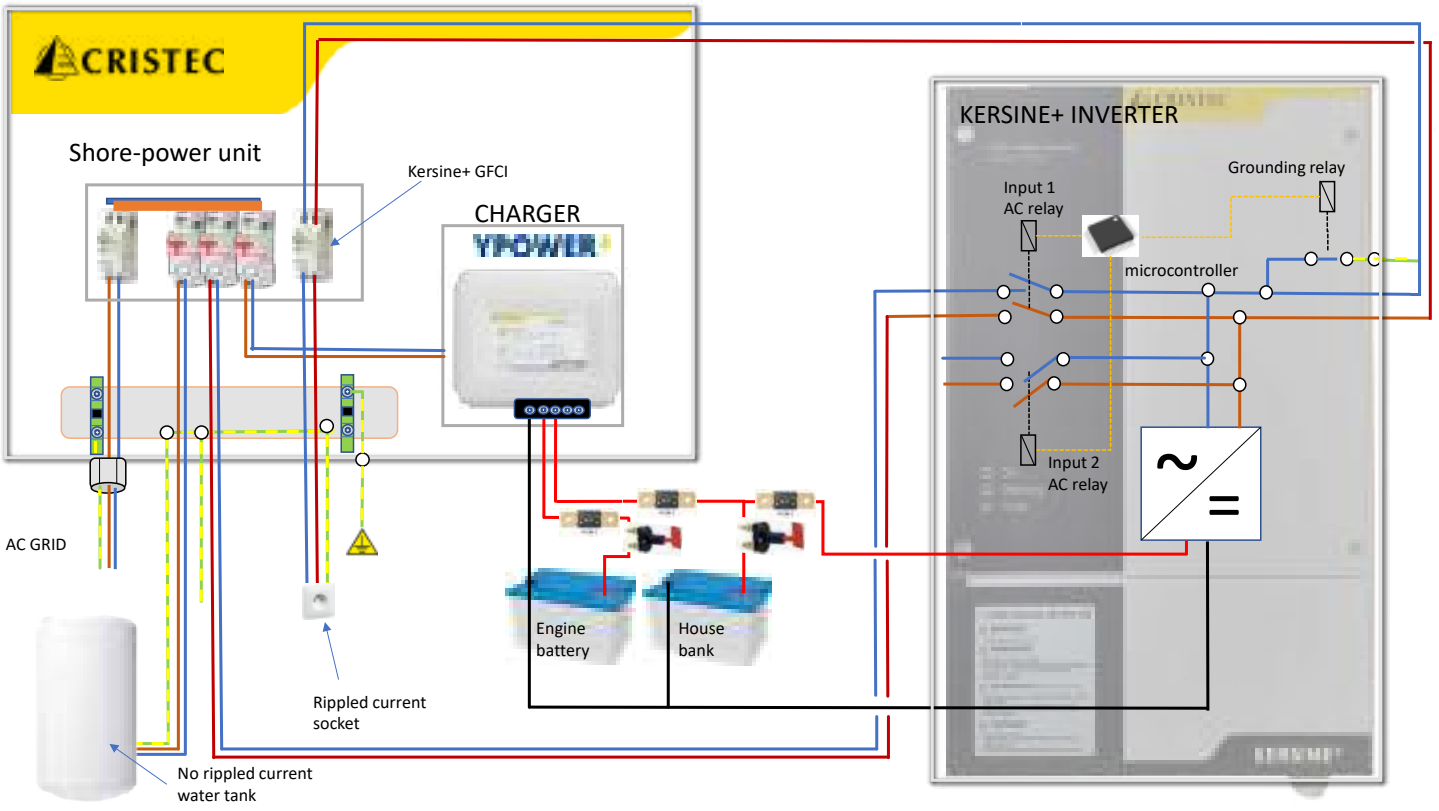

KERSINE+ SINEWAVE INVERTERS

230VAC

Part Number	KERS12-230/2400	KERS12-230/3600	KERS24-230/2400	KERS24-230/3600	KERS48-230/2400	KERS48-230/3600
Model	12VDC 2400VA	12VDC 3600VA	24VDC 2400VA	24VDC 3600VA	48VDC 2400VA	48VDC 3600VA
DC Input						
Voltage	10.5V - 16V		21V - 32V		42V - 64V	
Maximum current	300A	240A	150A	120A	75A	60A
Recommended lead-type battery bank	200Ah	300Ah	100Ah	150Ah	50Ah	75Ah
Recommended Lithium batteries (LiPOWER+)	LIP12-200-BMS	LIP12-300-BMS	LIP24-100-BMS	LIP24-200-BMS	LIP48-100-BMS	
Consumption without load	30W					
Consumption in sleep mode via CRISTEC Connect	5W					
Consumption in OFF mode (switch OFF)	20mW					
Efficiency	92%					
Input fuse	400A		200A		100A	
AC Output						
Voltage range	230VAC +/- 5%					
Frequency selectable	50/60Hz					
Rated Power at 25°C / 77°F	2000W	3000W	2000W	3000W	2000W	3000W
Power at 40°C / 104°F	1800W	2400W	2000W	3000W	2000W	3000W
Power at 55°C / 131°F	1600W	1800W	1800W	2400W	1800W	2400W
Peak power (3s at 25°C / 77°F)	3000W	4500W	3000W	4500W	3000W	4500W
Earth relay	1 x 30A					
Waveform	Sinusoidal THD < 3%					
Specific mounting	Up to 4 units in parallel mode / 3 for three-phase					
AC fuses (phase and neutral)	25A					
AC Intput						
Voltage range	230VAC +/- 5%					
Frequency selectable	50/60Hz					
Rated Power at 50°C (122°F)	3 x 30A (1 double and 1 single)					
Environment						
Cooling	Electric fans controlled in T° and current					
Operating temperature	From -20°C to +65°C (-4°F to 149°F)					
Storage temperature	From -40°C to +70°C (-40°F to 158°F)					
Relative humidity	up to 70% (95% without condensation)					
CRISTEC Connect	Low Energy CRISTEC Connect - Power: +9dBm (frequency: 2412-2484MHz)					
Casing						
Length, height, depth / Weight	270 x 410 x 130mm (10.6 x 16.1 x 5.1 in) / 7.4kg (16.3 lb)					
Ingress protection	IP23					
Electronic card protection	Water-repellent varnish (marine environment)					
Communication port	CAN-Bus (NMEA on option) / CRISTEC Connect					
Standards						
CE declaration of conformity	Available on request					
CE / EMC	EN61204-3					
CE / Security - Others	EN60335-2-29 - E marking (pending)					
Protections						
Input	Reverse Polarity (fuses) / Under voltage / Over voltage					
Output	Short-circuitry / Overload / Over Temperature					
Options						
	ON/OFF remote command - P/N : KERS-ON-OFF (Cristec Connect : 2026)					
Kersine+ with relay board	KERS12-230/2400-REL	KERS12-230/3600-REL	KERS24-230/2400-REL	KERS24-230/3600-REL	KERS48-230/2400-REL	KERS48-230/3600-REL

Availability Q2 2026

KERSINE+ SINEWAVE INVERTERS

115VAC

Part Number	KERS12-115/2000	KERS12-115/3000	KERS24-115/2400	KERS24-115/3600	KERS48-115/2400	KERS48-115/3600
Model	12VDC 2000VA	12VDC 3000VA	24VDC 2400VA	24VDC 3600VA	48VDC 2400VA	48VDC 3600VA
DC Input						
Voltage	10.5V - 16V		21V - 32V		42V - 64V	
Maximum current	300A		150A		75A	
Recommended lead-type battery bank	200Ah	300Ah	100Ah	150Ah	50Ah	75Ah
Recommended Lithium batteries (LiPOWER+)	LIP12-200-BMS	LIP12-300-BMS	LIP24-100-BMS	LIP24-200-BMS	LIP48-100-BMS	
Consumption without load	30W					
Consumption in sleep mode via CRISTEC Connect	5W					
Consumption in OFF mode (switch OFF)	20mW					
Efficiency	92%					
Input fuse	400A		200A		100A	
AC Output						
Voltage range	120VAC +/- 5%					
Frequency selectable	50/60Hz					
Rated Power at 25°C / 77°F	1600W	2400W	2000W	3000W	2000W	3000W
Power at 40°C / 104°F	1400W	2200W	2000W	3000W	2000W	3000W
Power at 55°C / 131°F	1200W	1800W	1800W	2400W	1800W	2400W
Peak power (3s at 25°C / 77°F)	3000W	3000W	3000W	3000W	3000W	3000W
Earth relay	1 x 30A					
Waveform	Sinusoidal THD < 3%					
Specific mounting	Up to 4 units in parallel mode / 3 for three-phase					
AC fuses (phase and neutral)	25A					
AC Intput						
Voltage range	120VAC +/- 5%					
Frequency selectable	50/60Hz					
Rated Power at 50°C (122°F)	3 x 30A (1 double and 1 single)					
Environment						
Cooling	Electric fans controlled in T° and current					
Operating temperature	From -20°C to +65°C (-4°F to 149°F)					
Storage temperature	From -40°C to +70°C (-40°F to 158°F)					
Relative humidity	up to 70% (95% without condensation)					
CRISTEC Connect	Low Energy CRISTEC Connect - Power: +9dBm (frequency: 2412-2484MHz)					
Casing						
Length, height, depth / Weight	270 x 410 x 130mm (10.6 x 16.1 x 5.1 in) / 7.4kg (16.3 lb)					
Ingress protection	IP23					
Electronic card protection	Water-repellent varnish (marine environment)					
Communication port	CAN-Bus (NMEA on option) / CRISTEC Connect					
Standards						
CE declaration of conformity	Available on request					
CE / EMC	EN61204-3					
CE / Security - Others	EN60335-2-29 - E marking (pending)					
Protections						
Input	Reverse Polarity (fuses) / Under voltage / Over voltage					
Output	Short-circuitry / Overload / Over Temperature					
Options						
	ON/OFF remote command - P/N : KERS-ON-OFF (Cristec Connect : 2026)					
Kersine+ with relay board	KERS12-115/2000-REL	KERS12-115/3000-REL	KERS24-115/2400-REL	KERS24-115/3600-REL	KERS48-115/2400-REL	KERS48-115/3600-REL

SOLO+

Warranty 2 years

9.4/10 Repairability index

Presentation

The aim of inverters is to convert batteries direct voltage (**12, 24 or 48VDC**) into high quality **230VAC/50Hz** alternating voltage which can be used for all electrical appliances (**115VAC/60Hz or 230VAc/60Hz on request**). The SOLO+ digital sinewave inverter is the ultimate solution fulfilling the highest requirements in terms of comfort, safety and reliability. SOLO+ converters are Low Frequency technology which provide simplicity and high peak power overload.

Significant overload

SOLO+ inverters offer significant overload capacity for starting surges: more than 2 times the nominal power during 5 seconds.

Pure sinewave

Thanks to their sinusoidal signal without harmonic distortion, your devices are protected and energy loss is reduced.

High efficiency

SOLO+ inverters have high efficiency (>93%) and low stand-by consumption (around 1%).

High reliability

They meet the highest requirements in terms of comfort, safety and reliability in a limited size and weight.

Battery protection on stop

SOLO+ have a deep discharge battery protection that shutoff the inverter when battery voltage reaches 87% of nominal. It automatically restarts when nominal voltage is back.

SOLO+ SINEWAVE INVERTERS

12V

Part Number	SOLO12-230/275-50	SOLO12-230/500-50	SOLO12-230/1000-50
Model*	12V/275VA	12V/500VA	12V/1000VA
Technical features			
Battery tension	12VDC		
Input voltage	10.5 - 16VDC		
Continuous power	275VA	500VA	1000VA
Power 30 minutes @ 25°C (77°F)	275VA	500VA	1000VA
Power 5 secondes @ 25°C (77°F)	450VA	1000VA	2200VA
Standby / Idle power	0.3 /2.4W	0,4 /4.6W	0,7/10W
Maximum efficiency	93%	93%	93%
Output voltage	Sine wave 230VAC +/-5% (115V +/-5%)		
Frequency	50 Hz +/- 0.05 % (60 Hz +/-0.05%)		
Cooling (forced ventilation)	From 45° C (113° F)		
Overheating protection	Yes		
Overload protection			
Short circuit protection			
IP protection index	IP 30		
Cos φ max	0.1-1		
Casing			
Dimensions	174 x 164 x 97 mm (6.85 x 6.46 x 3.82 in)	307 x 164 x 97 mm (12.09 x 6.46 x 3.82 in)	455 x 164 x 97 mm (17.91 x 6.46 x 3.82)
Weight	3 Kg (6.6 lb)	5 Kg (11 lb)	9 Kg (19.8 lb)
Options			
Remote control with 5 meters cable switch P/N: SEEL007130	No		SEEL007130

24V

Part Number	SOLO24-230/350-50	SOLO24-230/1300-50
Model*	24V 350VA	24V 1300VA
Technical features		
Battery tension	24VDC	
Input voltage	21 - 32VDC	
Continuous power	350VA	1300VA
ower 30 minutes @ 25°C (77°F)	350VA	1300VA
Power 5 secondes @ 25°C (77°F)	650VA	2800VA
Standby / Idle power	0.5/3.5W	1.2/13W
Maximum efficiency	94%	94%
Output voltage	Sine wave 230V +/-5% (120V +/-5%)	
Frequency	50 Hz +/- 0.05 % (60 Hz +/-0.05%)	
Cooling (forced ventilation)	From 45° C (113° F)	
Overheating protection	Yes	
Overload protection		
Short circuit protection		
IP protection index	IP 30	
Cos φ max	0.1-1	
Casing		
Dimensions	174 x 164 x 97 mm (6.85 x 6.46 x 3.82 in)	455 x 164 x 97 mm (17.91 x 6.46 x 3.82)
Weight	3 Kg (6.6 lb)	9 Kg (19.8 lb)
Options		
Remote control with 5 meters cable switch P/N: SEEL007130	No	SEEL007130

SOLO+ SINEWAVE INVERTERS

48V

Part Number	SOLO48-230/400-50	SOLO48-230/700-50
Model*	SOLO 48V 400VA	SOLO 48V 700VA
Technical features		
Battery tension	48VDC	
Input voltage	42 - 64VDC	
Continuous power	400VA	700VA
Power 30 minutes @ 25°C (77°F)	400VA	700VA
Power 5 secondes @ 25°C (77°F)	1000VA	1400VA
Standby / Idle power	1.1 /5.2W	1.5/12W
Maximum efficiency	94%	94%
Output voltage	Sine wave 230V +/-5% (120V +/-5%)	
Frequency	50 Hz +/- 0.05 % (60 Hz +/-0.05%)	
Cooling (forced ventilation)	From 45° C (113° F)	
Overheating protection	Yes	
Overload protection		
Short circuit protection		
IP protection index	IP 30	
Cos φ max	0.1-1	
Casing		
Dimensions	174 x 164 x 97 mm(6.85 x 6.46 x 3.82 in)	307 x 164 x 97 mm (12.09 x 6.46 x 3.82 in)
Weight	3 Kg (6.6 lb)	5 Kg (11 lb)
Options		
Remote control with 5 meters cable switch P/N: SEEL007130	No	
Standby system (1 to 20W)	No	Yes

Photo : Alubat

ALUBAT OVNI 430 Christophe FAVREAU

MPPT solar regulators

MPPTPOWER+

MPPTPOWER

MPPT technology

CRISTEC Connect

Silent

60°C

No derating

Lithium ready

CAN-BUS interface

MPPTPOWER+

Warranty 3 years

8.9/10 Repairability index

MPPT technology

CRISTEC 's MPPTPOWER+ range makes it possible to optimize and convert the energy delivered by photovoltaic panels (PV) in order to charge 12, 24, 36 or 48 VDC batteries. Thanks to the implemented MPPT (Maximum Power Point Tracking) technology, the collection of energy from PVs is further improved by 30% compared to PWM technology charge controllers which are in fact downgraded. In the event of shady conditions, the algorithm implemented by CRISTEC constantly optimizes the energy production of your PVs.

Exceptional performance

CRISTEC MPPTs do not have a fan, which makes them very quiet. They offer an exceptional efficiency, greater than 98%.

No derating

They do not derate up to 40°C ambient temperature. Performance therefore remains unchanged even in an engine compartment which can reach 40°C.

Exceptional communication

Through CRISTEC Connect and CAN BUS, instantaneous and historical information on voltage, charging current and battery temperature as well as voltage and the current from the PhotoVoltaic (PV) Panels are transmitted to the mobile or to the C-Box. If necessary, the MPPTs can communicate using VE Direct. CRISTEC Connect allows you to configure, monitor, update and log charger data.

Regeneration mode

This function allows you to start a charging cycle even if the battery has been completely discharged (Lithium). Charging will start automatically at a low current level which will rise as the battery charges.

Minimum PV voltage

With Buck technology, the voltage delivered by the PVs must be greater than Vbat + 5V for the battery pack to start charging.

5-stage charging profile

- **Boost**: charges batteries to 80% of full charge
- **Absorption**: slowly completes remaining charge to 100%
- **Floating**: maintains battery charge
- **Automatic refresh**: prevents sulphation and revitalizes batteries, selectable by keypad pushbutton
- **Reboost**: new automatic Boost phase if DC consumers and the state of batteries so require.

Sophisticated electronic protection

Overheat protection and power reduction in case of high temperature Protection against reverse polarity of PV input Protection against short circuits on the battery output.

Adaptative charging

MPPTPOWER are compatible with all types of batteries:
- Opened classic lead
- Sealed, gel or AGM
- Spiral sealed

Lithium Iron Phosphate (LiFePO4) with BMS
Selection of your technology of battery is easy to do through the cover keypad.

Remote control

ON/OFF
NMEA

The OTD output of the MPPT allows you to remotely control the start/stop of the charger without using other communication ports. Connection to an NMEA network is also available through an optional adaptor, refer to charger's options page (p83).

Planned availability Q1 2026

MPPTPOWER+

Part Number	MPPT100/40PL	MPPT100/50PL	MPPT150/35PL	MPPT150/45PL
Output				
Battery voltage (auto select or via CRISTEC Connect)	12/24/36/48V			
Rated charge current	40A	50A	35A	45A
Nominal PV power	12V: 600W 24V: 120W 48V: 2400W	12V: 750W 24V: 1500W 48V: 3000W	12V: 525W 24V: 1050W 48V: 2100W	12V: 675W 24V: 1350W 48V: 2700W
Charge voltage in «absorption» phase (adjustable)	14,4 / 28,8 / 43,2 / 57,6 VDC			
Charge voltage in «float» phase (adjustable)	13,8 / 27,6 / 41,4 / 55,2 VDC			
Charge algorithm	Adaptative in 5 steps			
Temperature compensation: mV/°C	-18 / -36 / -54 / -72 mV/°C except Lithium			
Peak efficiency	98%			
Input				
Max PV open circuit voltage	100VDC		150VDC	
Low voltage load reconnect	17 / 29 / 41 / 53 VDC			
Self-consumption in idle mode	12V: 5mA / 24V: 2,5mA / 48V: 1,25mA			
Environement				
Operating temperature	-30 à +40°C (No derating)			
Humidity	96%			
Technology	Buck			
Casing				
Dimensions	198 x 150 x 77mm (7.8 x 5.9 x 3 in)			
Weight	1,5 kg (3,3 lb)			
Power terminals	16 mm² (AWG 6) per push-in terminal block			
Fixing screw (wall)	4 M5 round head screws			
Ingress protection	IP34 (electronic components) & IP22 (connection)			
Standards				
CE / EMC / Safety / CE declaration of conformity	CEI 61000, ECE R10 (pending), EN 50498 (pending) / CEI 62109-1, UL1741, CSA C22.2 / Available on demand			
Protections				
PV reverse polarity / Output short circuit / Over temperature				
Communication				
BUS CAN (daisy chain with 2 connectors), VE Direct, CRISTEC Connect Low Emission - Power: +9dBm (Frequency: 2412-2484MHz)				
Option				
Connection on removable terminal block	MPPT100/40OEPL	MPPT100/50OEPL	MPPT150/35OEPL	MPPT150/45OEPL

Planned availability Q1 2026

MPPTPOWER

Warranty 3 years

8.9/10 Repairability index

MPPT technology

CRISTEC's MPPTPOWER range makes it possible to optimize and convert the energy delivered by photovoltaic panels (PV) in order to charge 12 and 24VDC batteries. Thanks to the implemented MPPT (Maximum Power Point Tracking) technology, the collection of energy from PVs is further improved by 30% compared to PWM technology charge controllers which are in fact downgraded. In the event of shady conditions, the algorithm implemented by CRISTEC constantly optimizes the energy production of your PVs.

Exceptional performance

CRISTEC MPPTs are fanless, which makes them silent. They offer an exceptional efficiency, greater than 98%.

No derating

They do not derate up to 60°C ambient temperature. Performance therefore remains unchanged even in an engine compartment which can reach 60°C.

Exceptional communication

Through CRISTEC Connect and CAN BUS, instantaneous and historical information on voltage, charging current and battery temperature as well as voltage and the current from the PhotoVoltaic (PV) Panels are transmitted to the mobile or to the C-Box. If necessary, the MPPTs can communicate using VE Direct. CRISTEC Connect allows you to configure, monitor, update and log charger data.

Sophisticated electronic protection

Overheat protection and power reduction in case of high temperature Protection against reverse polarity of PV input Protection against short circuits on the battery output.

Minimum PV voltage

With Boost technology, the voltage delivered by the PVs can be lower than the battery voltage.
Example: to charge a 12V battery the PVs can start charging when its output reaches 10V.
Example: to charge a 12V battery the PVs must provide 17VDC or more. This drawback is lifted by Boost technology. In this case charging starts at Vbat - 7V or 5V for a 12V battery. This technology is very suitable for low power PVs.

5-stage charging profile

- **Boost**: charges batteries to 80% of full charge
- **Absorption**: slowly completes remaining charge to 100%
- **Floating**: maintains battery charge
- **Automatic refresh**: prevents sulphation and revitalizes batteries, selectable by keypad pushbutton
- **Reboost**: new automatic Boost phase if DC consumers and the state of batteries so require.

Adaptative charging

MPPTPOWER are compatible with all types of batteries:
- Opened classic lead
- Sealed, gel or AGM
- Spiral sealed

Lithium Iron Phosphate (LiFePO4) with BMS
Selection of your technology of battery is easy to do through the cover keypad.

Remote control

ON/OFF
NMEA

The OTD output of the MPPT allows you to remotely control the start/stop of the charger without using other communication ports. Connection to an NMEA network is also available through an optional adaptor, refer to charger's options page (p83).

SOLAR REGULATORS MPPTPOWER

MPPTPOWER

Part Number	YPO45-12-60/MPPT	YPO45-24-30/MPPT	YPO80-12-40/MPPT	YPO80-24-25/MPPT
Model	45V→12V/60A	45V→24V/30A	80V→12V/40A	80V→24V/25A
Input				
Voltage	10 - 45V		12V - 80V	
Maximum input voltage / Open Circuit Voltage (VOC)	45V		80V	
Nominal Power	800W		560W	700W
Input fuses	3 x 25A /32V		2 x 20A /80V	
Output				
Rated current	60A	30A	40A	25A
Floating voltage (default)	13,8VDC	27,6VDC	13,8VDC	27,6VDC
Automotive fuse	3 x 25A /32V		2 x 20A /80V	
Casing				
Dimensions	238 x 220 x 81mm (9.4 x 8.7 x 3.2 in)		236 x 180 x 96mm (9.2 x 7.0 x 3.7 in)	
Weight	2kg (4.4 lb)			
Environment				
Operating temperature	-30°C +60°C -no derating)			
Humidity	96%			
Technology	Boost			
Standards				
CE / EMC / Security	EN61204-3 / EN60335-2-29. E-marking E2*10R06/01*21068*00			
Option				
	Temperature probe ref: 2.8m: STP-UNI-2.8 / 5m: STP-UNI-5.0			

NAUTITECH photo: ROMERO JEAN FRANCOIS

Lithium batteries

LiPOWER+

Lightweight
from < 9kg to 36kg

High
Performance

Long lifespan

CRISTEC
Connect

LiPOWER+ BATTERIES

Warranty 1 year

Présentation

LiPOWER+ Lithium batteries come in 12V, 24V, and 48V versions (36V on demande), with different power capacities to meet your needs. Perfect for electric boat motors, RVs, solar power storage, and more. These batteries are designed for easy installation—no extra parts needed. The built-in BMS protects against over-discharge and overheating, ensuring safety and longevity. **LiPOWER+** batteries can be connected in parallel for increased capacity. Note: series connection is not allowed.

Compact & lightweight

With weights between 9.8 and 36 kg, they provide about a 70% reduction in weight and space, making them a very efficient and easier technology to implement.

Long lifespan

The advantage of **LiPOWER+** batteries is their very high number of charge-discharge cycles. For a depth of discharge (DOD) of 50%, they exceed 5000 cycles.

CRISTEC Connect

The CRISTEC Connect function allows monitoring of individual cell voltage, temperature, and visualization of potential alarms from a mobile device (Android or iOS).

High performances

Unlike lead-acid batteries, which should not be discharged beyond 50%, **LiPOWER+** batteries can be fully discharged.As a result, the costs of **LiPOWER+** batteries and Lead batteries are equivalent when comparing their useful capacity. However, partial charges are recommended to extend their lifespan.

Installation

LiPOWER+ batteries must be installed in a vertical position.

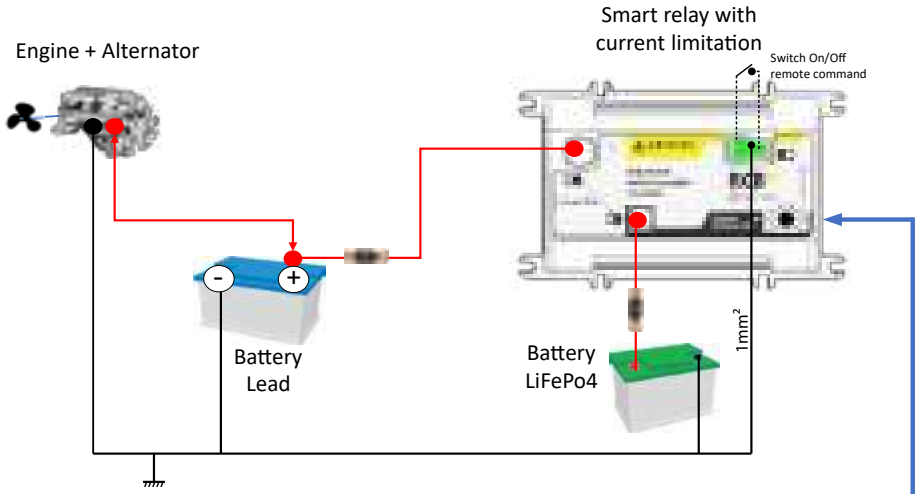

Allows to limit the current in the Lithium battery to preserve the alternator and ensure the charging of the starter battery

LIPOWER+ BATTERIES

12V
24V
48V

Part number	LIP12-100-BMS	LIP12-200-BMS	LIP12-300-BMS	LIP24-100-BMS	LIP24-200-BMS	LIP48-100-BMS
Model	12V/100Ah	12V/200Ah	12V/300Ah	24V/100Ah	24V/200Ah	48V/100Ah
Volyage & capacity						
Nominal voltage (VDC)	12.8V			25.6V		51.2V
Voltage capacity at 25°C	100Ah	200Ah	300Ah	100Ah	200Ah	100Ah
Nominal capacity at 0°C	80Ah	160Ah	240Ah	80A	160Ah	80Ah
Nominal energy at 25°C	1280Wh	2560Wh	3840Wh	2560Wh	5120Wh	
Round-trip efficiency	95%					
Cycle duration						
Depth of Discharge (DoD) 80%	4000 cycles					
Depth of Discharge (DoD) 100%	3000 cycles					
Discharge						
Discharge current peak (10s)	330 A	440A				
Maximum continuous discharge current	110A	200A	300A	150A		
Recommended discharge Current	100A	120A	200A	100A	120A	100A
End-of-discharge voltage	10.8V			21.6V		40.5V
Recommended inverter (230 VAC - KERSINE+)	KER12-230 / 2400		KER12-230 / 3600	KER24-230 / 2400	KER24-230 / 3600	KER48-230 / 3600
Recommended inverter (115 VAC - KERSINE+)	KER12-115 / 2400		KER12-115 / 3600	KER24-115 / 2400	KER24-115 / 3600	KER48-115 / 3600
Operating conditions						
Charge temperature	0°C-45°C (113°F)					
Discharge temperature	-15°C-65°C					
Storage temperature	-10°C-45°C (-14°F to 113°F)					
Humidity (without condensation)	Max 95%					
Ingress protection	IP65					
Charge						
Charge voltage (VDC)	14.6V			29.2V		54.8V
Maximal current charge	45A	90A	150A	60A	90A	45A
Recommended maximal current charge	30A	70A	130A	35A	60A	30A
Recommended charger (YPOWER+)	YPO12-30STPL	YPO12-70STPL		YPO24-35STPL	HPO24-60	HPO48-30
Others						
BMS	Built-in					
CRISTEC Connect	Yes					
Parallel wiring	2 (4 if wiring is carefully done)					
Wiring in series	No					
Storage maximal temperature 25°C (77°F)	1 year if 100% charged, otherwise 8 month					
Power connection (threaded inserts)	M8					
Battery dimensions (LxlxH)	260x173x210mm (10.2x6.8x8.2in)		522x240x218mm (20.5x9.4x8.5in)	315x170x253mm (12.4x6.6x9.9in)	522x238x218mm (20.5x9.3x8.5in)	522x238x218mm (20.5x9.3x8.5in)
Packaged dimensions (LxlxH)	305x210x250mm (12.10 x 8.27 x 9.84 in)		545x285x280 (21.4x11.2x11.00in)	355x230x305mm (14.5x10.6x12.5in)	545x285x280 (13.98 x 9.06 x 12.01in)	545x285x280 (21.4x11.2x11.00in)
Battery weight	9.8Kg (19.8lbs)		19.3Kg (41.8lbs)	18Kg (39.6lbs)	19.3Kg (41.8lbs)	34Kg(74.9lbs)
Packaged battery weight	11Kg (24.25 lbs)		21Kg (46.3 lbs)	20Kg (44lbs)	21Kg (46.3 lbs)	36Kg (79.3lbs)
Number of cells in series	4			8		15
Standards						
Security	UN38.3, CE					

EKREM SERIF EGELI

Galvanic isolation

GALVANIC ISOLATORS

ISOLATION TRANSFORMERS

Automatic soft-start

50°C

Temperature withstand

Parallel connection

Automatic vs manual

ISO+

Warranty 3 years

8.9/10 Repairability index

- Prevents corrosion
- Worldwide compatibility
- Compact & lightweight

Principle

The galvanic isolator prevents galvanic corrosion. It blocks the low-voltage DC currents that enter your boat via the shore power earth wire. These currents can cause corrosion to the boat's underwater metals, like the hull, propeller, shaft and so on.
The galvanic isolator consists of two diodes connected in antiparallel. The galvanic isolator is connected between the shore earth connection and the central earth point in the boat.

The advantage of the galvanic isolator is its low weight and size. In contrast to a galvanic isolation transformer that ensures full isolation (live, neutral, and ground), a galvanic isolator does not prevent corrosion that may arise through the neutral line, particularly when the neutral line is grounded by onboard electrical components, including suppression filters or other devices.

Presentation

CRISTEC offers two ranges :

- European range that includes models with 16A, 32A and 50A capacities.
- North American range which is specifically designed for the North American market and holds 32A & 64A ABYC A28 and Fail Safe certifications.

Typical installation

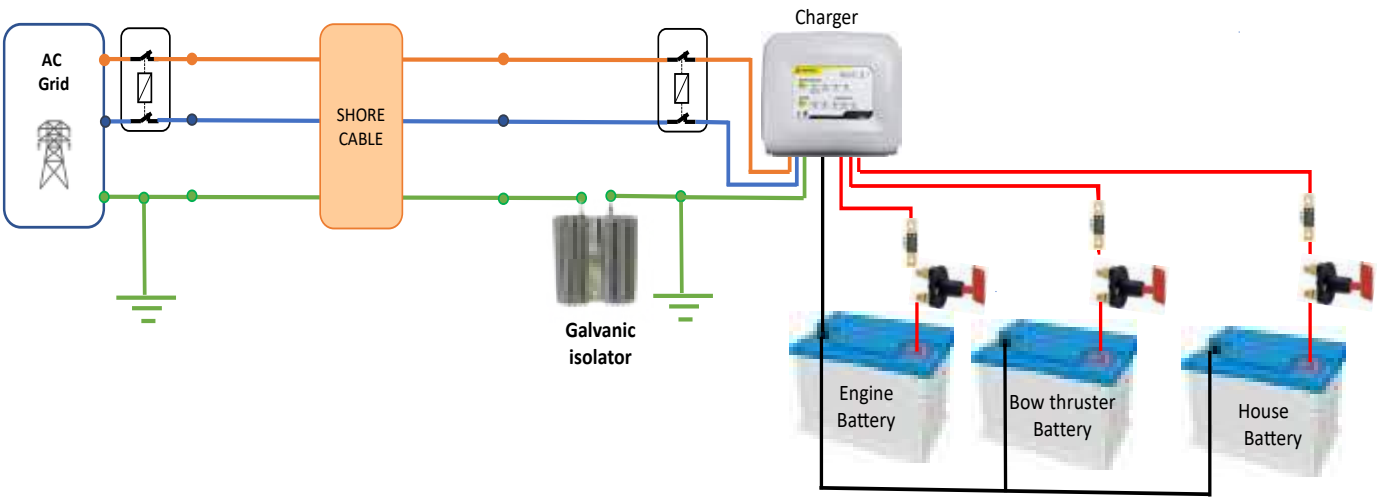

115V 230V

Principle schematic

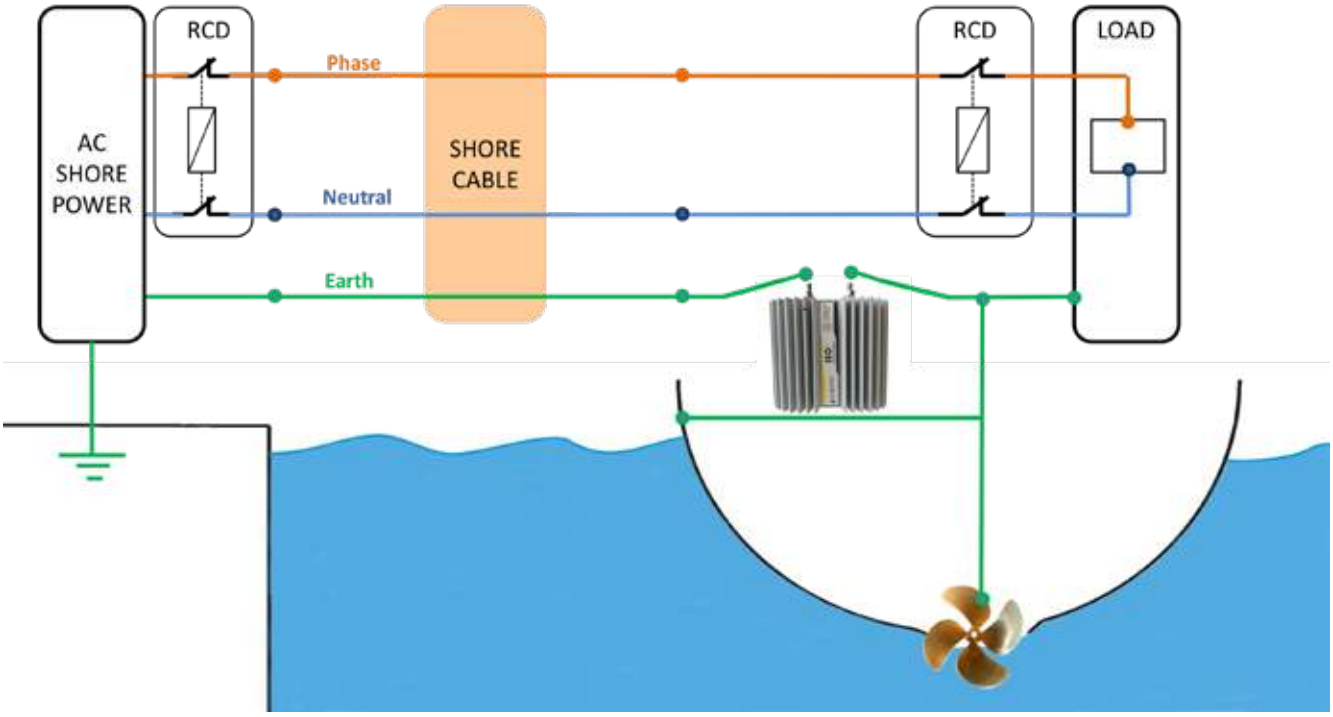

Part number	ISO16PL	ISO32PL	ISO50PL	ISO32PL-A28	ISO64PL-A28
Maximum current	16A	32A	50A	32A*	64A*
Peak current (20ms)	800A	1600A	3200A		6400A
Connection	2 x M6				
Environment					
Cooling	Natural (Fanless)				
Operating temperature	From -25°C to +65°C (-13°F to 149°F)				
Protection	IP 34				
Material	Anodized aluminium / PC / Epoxy				
Casing					
Width, Length, Height	150x135x70mm (5.91 x 5.31 x 2.76in)		150x255x70mm (5.91 x 10.04 x 2.76in)	150x135x70mm (5.91 x 5.31 x 2.76in)	150x255x70mm (5.91 x 10.04 x 2.76in)
Weight	0,7 kg (1.54 lbs)		1,5 kg (3.31 lbs)	0,7 kg (1.54 lbs)	1,5 kg (3.31 lbs)
Standards					
	-			ABYC A28 (pending)	

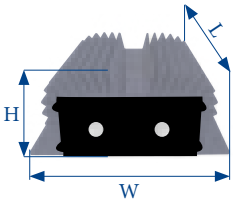

* Availability on request

IT+

Warranty 3 years

8.9/10 Repairability index

Presentation

The **IT3600** range of CRISTEC isolation transformers function is to provide a complete (phase, neutral & earth) galvanic isolation between the boat on-board power supply network and the shore. This separation prevents ground current circulation between the supply and distribution lines, which are the source of corrosion on the metal parts of a vessel in contact with sea water (phenomenon similar to electrolysis). This isolation function is made of a toroidal transformer with dual primary and secondary winding.

Automatic soft-start

The system has an automatic soft-start function to limit inrush current when the device is switched on, avoiding inadvertent tripping of shore network protections (premagnetising circuit).

Parallel connection

2 isolation transformers can be connected in parallel to reach a maximum power of 7200W (32A @ 230VAC). Please contact us for advice.

Thermal protection

The device has an automatic 2 speed ventilation system (half speed below 45 °C in the casing, full speed above 45 °C). A safety thermal sensor protects the equipment in case of overheating (too high ambient temperature, overloading, etc).

Automatic versus Manual

Automatic version of IT3600 isolation transformer automatically adapts to the grid voltage of the power source whether 115 or 230 VAC. Manual transformer requires the shift of internal cables. The grid frequency is not converted.

ISOLATION TRANSFORMERS

115V
230V

Principle schematic

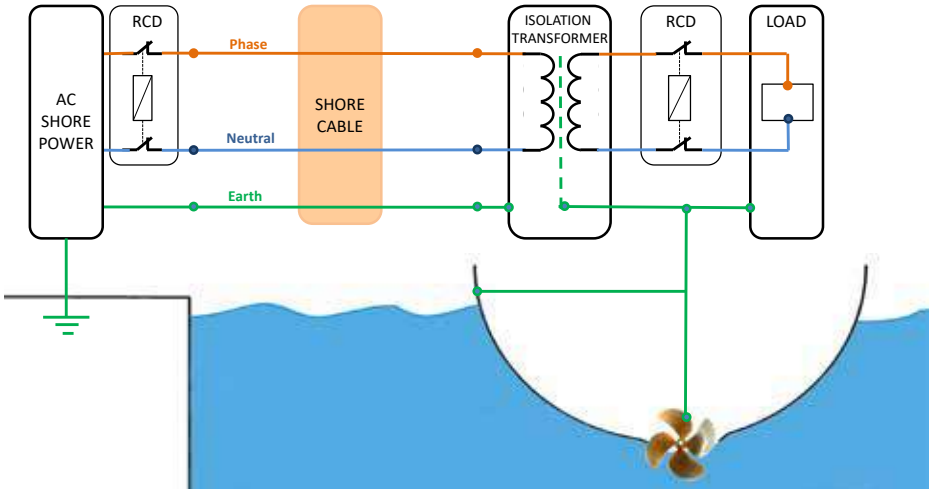

Parallel connection

Part Number	IT-3600-M	IT-3600-A
Commutation	Manual	Auto
Input voltage	115/230VAC	
Output voltage	115/230VAC	
Frequency	50/60Hz	
Current	16/32A	
Power	3600W	
Soft-start	Yes	
Ambient temperature	From -20°C to +40°C (-4°F to 104°F)	
Ventilation	Half speed (reducing acoustic noise)	
Humidity	95% without condensation	
Transformer type	Toroidal	
Casing material	Steel with anti-corrosion treatment	
Ingress protection index	IP20 (IP21 on request)	
Dimensions	h 360 x L 257 x l 221 mm (h 14.17 x L 10.12 x l 8.70 in)	
Weight	24 kg (52.9 lb)	
Standards	IEC 60076	

Foutaine Pajot FP44 photo Gilles Martin-Raget

AC-DC battery chargers

YPOWER+

IP65 YPOWER+

HPOWER
& Certified HPOWER

Silent

Up to 4 outputs

CRISTEC Connect

>60°C

No derating

Lithium ready

CAN-BUS interface

Plug & Play

YPOWER+

Warranty 3 years

8.9/10 Repairability index

Silent operating

CRISTEC is the only manufacturer offering chargers up to 12V 70A with natural convection (without fan). This advantage gives the YPOWER+ chargers a completely silent operation and an optimized lifespan. It is therefore possible to install them anywhere on board, including under a berth.

3 or 4 independent banks depending on models

The YPOWER+ chargers are the only chargers which have up to 4 independent and non-limited outputs.

Low Energy CRISTEC Connect

The YPOWER+ chargers are equipped with a CRISTEC Connect Low Energy , variant of "classic" CRISTEC Connect. The major advantage of CRISTEC Connect Low Energy is its low power consumption as it consumes half the power of a classic CRISTEC Connect.

No derating

Chargers have full charge up to +40°C or +60°C (140°F) with no loss, depending on the model.

Ignition protected

All models can be installed in the engine room thanks to **ISO8846/SAE J1171** compliance which protects against ignition of flammable gases.

Worldwide use

Automatic detection of the power supply network, from 90 to 265VAC and from 47 to 65Hz. You do not have to care about the AC power grid or genset voltage.

5-stage charging profile

- **Boost**: charges batteries to 80% of full charge
- **Absorption**: slowly completes remaining charge to 100%
- **Floating**: maintains battery charge
- **Automatic refresh**: prevents sulphation and revitalizes batteries, selectable by keypad pushbutton
- **Reboost**: new automatic Boost phase if DC consumers and the state of batteries so require.

A regulated DC power-supply mode is also available : YPOWER+ chargers can be used as high-voltage DC-DC converters with input ranging from 121 to 375VDC.

Easy connection

Plug & Play connection, secure, simple and fast without opening the charger. AC and DC connectors are included.

Adaptative charging

Custom-made and simultaneous recharge of 3 or 4 battery banks.
YPOWER+ chargers can be connected to various types of batteries simultanously:
- Opened classic lead
- Sealed, gel or AGM
- Spiral sealed

Lithium Iron Phosphate (LiFePO4) with BMS. Selection of your technology of battery is easy thanks to the front keypad.

Remote control

NMEA

The chargers are fitted with a CAN-Bus and a CRISTEC Connect interface as standard. Connection to an NMEA network is also available through an optional adaptor, refer to charger's options page (p83).

AC-DC BATTERY CHARGERS YPOWER+

Typical installation

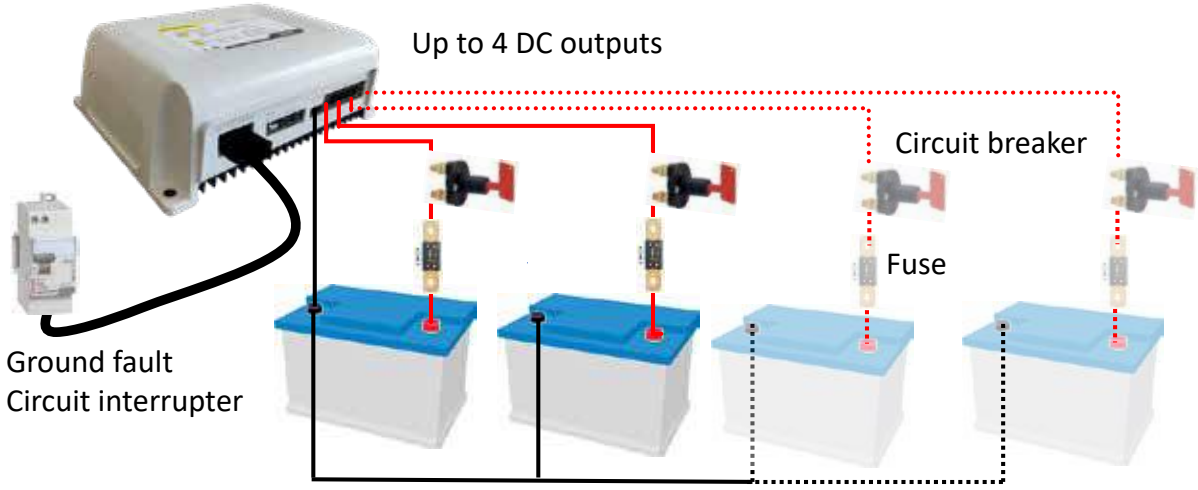

Choosing a charging curve

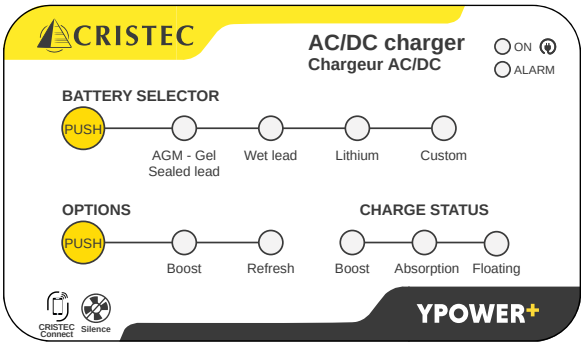

With the PUSH button of the BATTERY SELECTOR you can choose the battery technology and its associated charging curve. If you use the CRISTEC Connect CRISTEC Connect application on your mobile phone or tablet and choose a different charging curve the CUSTOM led switches on.

When choosing any battery technology above, the BOOST charging curve from the OPTIONS menu is selected by default. When the PUSH button is pressed again, you select the **5-step charging curve** with BOOST and REFRESH as follows :

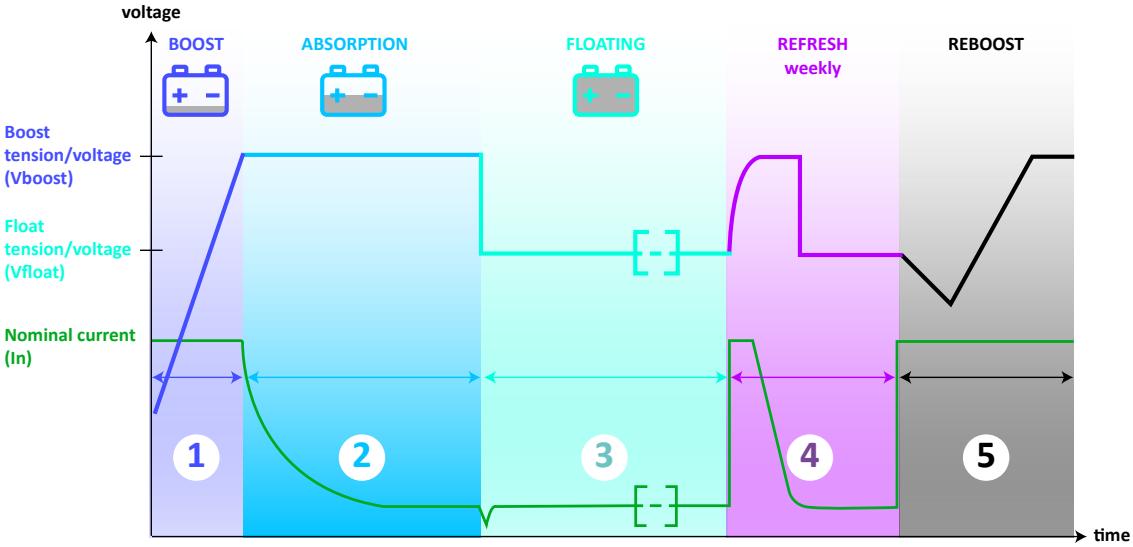

5-step charge curve IUoU with automatic weekly refresh

If no OPTIONS are selected (no green led is lit on the OPTIONS menu) the charging curve starts with the Float voltage.

AC-DC BATTERY CHARGERS YPOWER+

12V

Part Number *	YPO12-20STPL	YPO12-30STPL	YPO12-50STPL	YPO12-70STPL
Model	12V/20A	12V/30A	12V-50A	12V-70A
Recommended lead-type battery bank	100-200Ah	200-300Ah	300-500Ah	500-700Ah
Recommended Lithium batteries (LiPOWER+)	LIP12-100-BMS		LIP12-200-BMS	
Input				
AC Voltage	From 90 to 265VAC single-phase automatic			
DC Voltage	From 121 to 375VDC			
Frequency	From 47 to 65Hz automatic			
Current consumed 230/115VAC	1.3/2.6A	2/4A	2.7/5.6A	4.4/8.7A
Recommended power for a generator	450W	650W	700W	1050W
Power factor	1			
Efficiency	92.8% in 230VAC & 91% in 115VAC			
Input fuse	T6.3A/250V		T15A/250V	
Output				
Number of battery banks	3 separate positive terminals: +BAT E, +BAT 1 and +BAT 2 (integrated MOSFET splitter) 1 negative terminal : -BAT Each bank can be used individually and delivers the rated current		4 separate positive terminals : +BAT E, +BAT 1, +BAT 2 and +BAT 3 (integrated MOSFET splitter) 1 negative terminal : -BAT Each bank can be used individually and delivers the rated current	
Nominal current (+/-7%) @ rated power	20A/276W	30A/356W	50A/570W	70A/855W
Charging curve	Charging curve selection by push-button, CRISTEC Connect or CAN-Bus (Boost, Absorption, Floating and Refresh)			
Battery type	Sealed lead, Gel, AGM as factory setting - calcium lead, LiFePO4, DC power-supply mode, etc. Specific request on demand			
Boost voltage for sealed lead battery (factory setting)	14.4VDC			
Floating voltage for sealed lead battery (factory setting)	13.8VDC			
Peak to peak ripple and noise	< 2% (at rated conditions)			
Automotive fuses mounted in series in minus pole -BAT	1 x 30A/32V	2 x 30A/32V	3 x 30A/32V	4 x 30A/32V
Environment				
Cooling	Natural (fanless)			
Sound level	0 dB			
Operating T° at 230VAC	From -20°C to +60°C (-4°F to +140°F)			
Derating (rated charge)	from 40°C (104°F)		from 60°C (140°F)	from 40°C (104°F)
Performance at 60°C (140°F)	16A (230VAC)	25A (230VAC)	40A (230VAC)	60A (230VAC)
Storage T°	From -20°C to +70°C (-4°F to +158°F)			
Relative humidity	up to 70% (95% without condensation)			
CRISTEC Connect	Low Energy CRISTEC Connect - Power: +9dBm (frequency: 2412-2484MHz)			
Casing				
Material	Aluminium sink frame and clasp / Thermoplastic body			
Dimensions (length, height, depth)	238 x 181 x 81mm (9.4 x 7.1 x 3.2 in)		289 x 197 x 105mm (11.4 x 7.8 x 4.1 in)	
Weight	2kg (4.4 lb)		3.5kg (6.6 lb)	3.7kg (6.7 lb)
Fixing center distance	219 x 155mm (8.6 x 6.1 in)		272 x 170mm (10.7 x 6.7 in)	
Fixing screw (wall)	4 M5 round head screws			
Ingress protection	IP34 (electronic) & IP22 (connections)		IP22	IP34 (electronic) & IP22 (connections)
Electronic card protection	Sealed casing		Water-repellent varnish (marine environment)	
Standards				
CE declaration of conformity	Available on request			
CE / EMC	EN61204-3			
CE / Security	EN60335-2-29, ISO8846/SAE J1171			
Protections				
Against transient input overvoltage by varistor (Not covered by warranty) / Against output polarity reversal by removable fuses / Against short-circuits and output overloads / Against abnormal overheating				
Communication				
CAN-Bus (NMEA on option) / CRISTEC Connect				
Options				
Temperature probe & OTD probe (Over Temperature Device) ref: 2.8m: STP-UNI-2.8 / 5m: STP-UNI-5.0, remote control G-ON/OFF-R-PL				

*Included AC and DC connectors for item codes containing «ST» = STandard (except item codes containing «OE» – Original Equipment)

AC-DC BATTERY CHARGERS YPOWER+

24V

Availability Q3 2026
model YPO24-12STPL in stock

Part Number*	YPO24-15STPL	YPO24-25STPL	YPO24-35STPL
Model	24V/15A	24V-25A	24V-35A
Recommended lead-type battery bank	100-200Ah	200-300Ah	300-500Ah
Recommended Lithium batteries (LiPOWER+)	LIP24-100-BMS		LIP24-200-BMS
Input			
AC Voltage	From 90 to 265VAC single-phase automatic		
DC Voltage	From 121 to 375VDC		
Frequency	From 47 to 65Hz automatic		
Current consumed 230/115VAC	1,7/3,4A	2.9/5.9A	4,5/8,8A
Recommended power for a generator	420W	700W	1050W
Power factor	1		
Efficiency	92.8% in 230VAC & 91% in 115VAC		
Input fuse	T6.3A/250V	T15A/250V	
Output			
Number of battery banks	3 (including one for the engine battery) : +BAT E, +BAT 1 et +BAT 2	4 (including one for the engine battery) : +BAT E, +BAT 1 et +BAT 2 (integrated Mosfet splitter) +BAT3	
	(integrated Mosfet splitter). Each bank can be used individually and deliver the rated current		
Nominal current (+/-7%) @ rated power	15A/342W	25A/570W	35A/855W
Charging curve	IU or IUoU through internal dip switches (Boost, Absorption and Floating – factory setting) - Selectable automatic Refresh		
Battery type	Sealed lead as factory setting - Gel, AGM, calcium lead, LiFePO4, DC power-supply mode, etc. Specific request on demand		
Boost voltage for sealed lead battery (factory setting)	28.8VDC		
Floating voltage for sealed lead battery (factory setting)	27.6VDC		
Peak to peak ripple and noise	< 2% (at rated conditions)		
Automotive fuses mounted in series in minus pole -BAT	1 x 30A/32V	2 x 30A/32V	3 x 30A/32V
Environment			
Cooling	Natural (fanless)		
Sound level	0 dB		
Operating T° at 230VAC	From -20°C to +60°C (-4°F to +140°F)		
Derating	from 40°C (104°F)	from 60°C (140°F)	
Performance at 60°C (140°F)	12A (230VAC)	20A (230VAC)	30A (230VAC)
Storage T°	From -20°C to +70°C (-4°F to +158°F)		
Relative humidity	up to 70% (95% without condensation)		
Casing			
Material	Casing comprises 3 parts : Aluminium sink frame / Thermoplastic body / Aluminium clasp		
Dimensions (length, height, depth)	238 x 181 x 81mm (9.4 x 7.1 x 3.2 in)	289 x 197 x 105mm (11.4 x 7.8 x 4.1 in)	
Weight	2kg (4.4 lb)	3.7kg (6.7 lb)	
Fixing center distance	219 x 155mm (8.6 x 6.1 in)	272 x 170mm (10.7 x 6.7 in)	
Fixing screw (wall)	4 M5 round head screws		
Ingress protection	IP34 (electronic) & IP22 (connections)		
Standards			
CE / EMC	EN61204-3		
CE / Security	EN60335-2-29 - ISO8846/SAE J1171		
Protections			
Against transient input overvoltage by varistor (Not covered by warranty) / Against output polarity reversal by fuses / Against short-circuits and output overloads / Against abnormal overheating			
Communication			
CAN-Bus (NMEA on option) / CRISTEC Connect			
Options			
Temperature probe & OTD probe (Over Temperature Device) ref: 2.8m: STP-UNI-2.8 / 5m: STP-UNI-5.0, remote control G-ON/OFF-R-PL			

* Included AC and DC connectors for item codes containing «ST» = STandard (except item codes containing «OE» – Original Equipment)

AC-DC BATTERY CHARGERS YPOWER+

36V
48V

Part Number*	YPO36-20STPL	YPO48-15STPL
Model	36V/20A	48V-15A
Recommended lead-type battery bank	100-200Ah	
Recommended Lithium batteries (LiPOWER+)	LIP36-100-BMS	LIP48-100-BMS
Input		
AC Voltage	From 90 to 265VAC single-phase automatic	
DC Voltage	From 121 to 375VDC	
Frequency	From 47 to 65Hz automatic	
Current consumed 230/115VAC	4,4/8,7A	
Recommended power for a generator	650W	
Power factor	1	
Efficiency	92.8% in 230VAC & 91% in 115VAC	
Input fuse	T15A/250V	
Output		
Number of battery banks	4 (including one for the engine battery) : +BAT E, +BAT 1 et +BAT 2 (integrated Mosfet splitter) +BAT3 Each bank can be used individually and deliver the rated current	
Nominal current (+/-7%) @ rated power	20A/855W	15A/855W
Charging curve	IU or IUoU through internal dip switches (Boost, Absorption and Floating – factory setting) - Selectable automatic Refresh	
Battery type	Sealed lead as factory setting - Gel, AGM, calcium lead, LiFePO4, DC power-supply mode, etc. Specific request on demand	
Boost voltage for sealed lead battery (factory setting)	43,2VDC	57,6VDC
Floating voltage for sealed lead battery (factory setting)	41,4VDC	55,2VDC
Peak to peak ripple and noise	< 2% (at rated conditions)	
Automotive fuses mounted in series in minus pole -BAT	1 x 30A/80V	
Environment		
Cooling	Natural (fanless)	
Sound level	0 dB	
Operating T° at 230VAC	From -20°C to +60°C (-4°F to +140°F)	
Derating	from 40°C (104°F)	
Performance at 60°C (140°F)	15A (230VAC)	12A (230VAC)
Storage T°	From -20°C to +70°C (-4°F to +158°F)	
Relative humidity	up to 70% (95% without condensation)	
Casing		
Material	Casing comprises 3 parts : Aluminium sink frame / Thermoplastic body / Aluminium clasp	
Dimensions (length, height, depth)	289 x 197 x 105mm (11.4 x 7.8 x 4.1 in)	
Weight	3.7kg (6.7 lb)	
Fixing center distance	272 x 170mm (10.7 x 6.7 in)	
Fixing screw (wall)	4 M5 round head screws	
Protection factor	IP34 (electronic) & IP22 (connections)	
Standards		
CE / EMC	EN61204-3	
CE / Security	EN60335-2-29 - ISO8846/SAE J1171	
Protections		
Against transient input overvoltage by varistor (Not covered by warranty) / Against output polarity reversal by fuses / Against short-circuits and output overloads / Against abnormal overheating		
Communication		
CAN-Bus (NMEA on option) / CRISTEC Connect		
Options		
Temperature probe & OTD probe (Over Temperature Device) ref: 2.8m: STP-UNI-2.8 / 5m: STP-UNI-5.0, remote control G-ON/OFF-R-PL		

* Included AC and DC connectors for item codes containing «ST» = STandard (except item codes containing «OE» – Original Equipment)

IP65 POWER+

Warranty 3 years

8.9/10 Repairability index

Silent operating

CRISTEC is the only manufacturer offering 12V 70A chargers with natural convection (without fan) and waterproof. This advantage gives the YPOWER+ chargers a completely silent operation and an optimized lifespan. It is therefore possible to install them anywhere on board, including severe environement.

2 or 3 independent banks

The YPOWER+ chargers have 2 or 3 independent battery banks.

Low Energy CRISTEC Connect

YPOWER+ chargers are equipped with a CRISTEC Connect Low Energy , variant of "classic" CRISTEC Connect. The major advantage of CRISTEC Connect Low Energy is its low power consumption as it consumes half of a classic CRISTEC Connect.

No derating

Chargers have full charge up to +40°C

Ignition protected

They can be installed in the engine room thanks to **ISO8846/SAE J1171** compliance which protects against ignition of flammable gases.

Worldwide use

Automatic detection of power supply network, from 90 to 265VAC and from 47 to 65Hz. You do not have to care about AC grid voltage.

5-stage charging profile

- **Boost**: charges batteries to 80% of full charge
- **Absorption**: slowly completes remaining charge to 100%
- **Floating**: maintains battery charge
- **Automatic refresh**: prevents sulphation and revitalizes batteries, selectable by internal pushbutton
- **Reboost**: new automatic Boost phase if DC consumers and the state of batteries so require.

A regulated DC power-supply mode is also available : IP65 POWER+ chargers can be used as high-voltage DC-DC converters with input ranging from 121 to 375VDC.

Adaptative charging

Custom-made and simultaneous recharge of 3 independant battery banks.
YPOWER+ chargers can be used with various types of batteries simultanously:
- Opened classic lead
- Sealed, gel or AGM
- Spiral sealed

Lithium Iron Phosphate (LiFePO4) with BMS
Selection of your technology of battery thanks to the front keypad.

AC-DC BATTERY CHARGERS IP65 POWER+

12V
24V

Part Number	YPO12-20STPL-IP	YPO12-30STPL-IP	YPO24-15STPL-IP*
Model	12V/20A	12V/30A	24V/15A
Recommended lead-type battery bank	100-200Ah	200-300Ah	100-200Ah
Recommended Lithium batteries (LiPOWER+)	LIP12-100-BMS		LIP24-100-BMS
Input			
AC Voltage	From 90 to 265VAC single-phase automatic		
DC Voltage	From 121 to 375VDC		
Frequency	From 47 to 65Hz automatic		
Current consumed 230/115VAC	1.3/2.6A	2/4A	2/4A
Recommended power for a generator	450W	650W	650W
Power factor	1		
Efficiency	92.8% in 230VAC & 91% in 115VAC		
Input fuse	T6.3A/250V		T6.3A/250V
Output			
Number of battery banks	2	3	2
	Each bank can be used individually and delivers the rated current		
Nominal current (+/-7%) @ rated power	20A/276W	30A/414W	15A/414W
Charging curve	Charging curve selection by push-button, CRISTEC Connect		
Battery type	Sealed lead as factory setting - Gel, AGM, calcium lead, LiFePO4, DC power-supply mode, etc. Specific request on demand		
Boost voltage for sealed lead battery (factory setting)	14.4VDC		28.8VDC
Floating voltage for sealed lead battery (factory setting)	13.8VDC		27.6VDC
Peak to peak ripple and noise	< 2% (at rated conditions)		
Automotive fuses mounted in series in minus pole -BAT	1 x 30A/32V	2 x 30A/32V	1 x 30A/32V
Environment			
Cooling	Natural (fanless)		
Sound level	0 dB		
Operating T° at 230VAC	From -20°C to +60°C (-4°F to +140°F)		
Derating	from 60°C (140°F)	from 40°C (104°F)	from 40°C (104°F)
Storage T°	From -20°C to +70°C (-4°F to +158°F)		
CRISTEC Connect	Low Energy CRISTEC Connect - Power: +9dBm (frequency: 2412-2484MHz)		
Casing			
Material	Aluminium sink frame and clasp / Thermoplastic body		
Dimensions (length, height, depth)	238 x 181 x 81mm (9.4 x 7.1 x 3.2 in) (without cables)		
Weight	2kg (4.4 lb)		
Fixing center distance	219 x 155mm (8.6 x 6.1 in)		
Fixing screw (wall)	4 M5 round head screws		
Ingress protection	IP65		
Electronic card protection	IP65 waterproof sealed casing		
Standards			
CE declaration of conformity	Available on request		
CE / EMC	EN61204-3		
CE / Security	EN60335-2-29 - ISO8846/SAE J1171		
Protections			
Against transient input overvoltage by varistor (Not covered by warranty) / Against output polarity reversal by fuses / Against short-circuits and output overloads / Against abnormal overheating			
Communication			
CRISTEC Connect (CAN-Bus on option)			
Options			
Temperature probe & OTD probe (Over Temperature Device) ref: 2.8m: STP-UNI-2.8 / 5m: STP-UNI-5.0, BUS-CAN			

*Planned availability Q3 2026

HPOWER

Warranty 3 years

8.9/10 Repairability index

Rugged

HPOWER has been designed to cope with the toughest conditions for the professional and recreational industries.

3 isolated battery banks

Simultaneous recharge of 3 independent battery banks, without any current limitation.

Worldwide use

Automatic detection of power supply network, from 90 to 265VAC and from 47 to 65Hz. You do not have to care about the AC power grid and genset voltage.

Easy installation

Because of its HF technology HPOWER is very light (3 or 4 times lighter than low frequency technology).

Parallel operation

The chargers can be mounted in parallel to increase the charging power: up to 4 units (balancing through Master-Slave function).

No derating

Chargers have full charge up to +50°C (122°F) with no loss, resistant to harsh environment.

BV certified version

Marine class type-approved version with integrated touch-screen control panel and relays board (option).

5-stage charging profile

- **Boost**: charges batteries to 80% of full charge
- **Absorption**: slowly completes remaining charge to 100%
- **Floating**: maintains battery charge
- **Automatic refresh**: prevents sulphation and revitalizes batteries, selectable by keypad pushbutton
- **Reboost**: new automatic Boost phase if DC consumers and the state of batteries so require.

A regulated DC power-supply mode is also available and YPOWER+ chargers can also be used as high-voltage DC-DC converters with input ranging from 121 to 375VDC.

Adaptative charging

Custom-made and simultaneous recharge of 3 battery banks.
HPOWER+ chargers can be connected to various types of batteries simultanously:
- Opened classic lead
- Sealed, gel or AGM
- Spiral sealed
- Lithium Iron Phosphate (LiFePO4) with BMS

Remote control

The chargers are fitted with a CAN-Bus and a CRISTEC Connect interface as standard.
Connection to an NMEA network is also available through an optional adaptor, refer to charger's options page.

AC-DC BATTERY CHARGERS HPOWER

Warranty 3 years

8.9/10 Repairability index

Parallel mounting

Up to 4 x chargers in parallel
Balancing via LIN or CAN BUS
1 single display
CAN-Bus

AC-DC BATTERY CHARGERS HPOWER

12V

Part Number	HPO12-90
Model	12V-90A
Recommended lead-type battery bank	600 - 1200Ah
Recommended Lithium batteries (LiPOWER+)	LIP12-200-BMS or LIP12-300-BMS
Input	
AC Voltage	From 90 to 265VAC single-phase automatic
DC Voltage	From 121 to 346VDC
Frequency	From 47 to 65Hz automatic
Input current consumption 230/115VAC	6,0A/16,0A
Recommended power for a generator	1600W
Power factor	1
Efficiency	87% typical
Removable input fuses	2 x 20A 250VAC (6,3 x 32) (F1/F2)
Output	
Number of battery banks	3 (including one for the engine battery) : +BAT E, +BAT 1 et +BAT 2 (integrated isolator), 1 negative -BAT. Each bank can be used individually and deliver the rated current
Connection on threaded rods	M6
Rated current / power	90A/1282W
Charging profile	IU or IUoU through internal dip switches (Boost, Absorption and Floating – factory setting). Selectable automatic Refresh
Battery type	Lead-sealed as factory setting - Gel, AGM, Calcium Lead, Lithium, DC power-supply mode, etc. Specific request on demand
Boost voltage	14,4VDC as factory setting for Lead-sealed
Floating voltage	13,8VDC as factory setting for Lead-sealed
Regulation tolerance before output diode and fuse	< 1 % (at rated conditions)
Peak to peak ripple	< 1 % (at rated conditions)
Automotive fuse in the minus pole -BAT	4 x 30A/32V
Environment	
Cooling	Electric fan controlled in temperature and current
Sound level	< 50 dB SPL at 1m
Operating temperature	Rated charge from -20°C (-4°F) to +50°C (122°F), derating above 50°C (122°F) Automatic charger switch off above 60°C (140°F); automatic restart when temperature decreases
Storage T°	From -20°C to +70°C (-4°F to +158°F)
Relative humidity	Up to 96 % without condensation
Casing	
Material	Painted Aluminium
Dimensions (length, height, depth)	270 x 360 x 130 mm (106 x 141,7 x 51,1 in)
Weight	6,8 kg (15 lbs)
Fixing screw (wall)	4 x M6 round screws
Ingress protection	IP23
PCB protection	Water-repellent varnish (marine environment)
Standards	
CE / EMC	EN61204-3
CE / Security	EN60335-2-29
Protections	
	Against leaking input surge by VDR (Voltage Dependant Resistor) - Not covered by warranty / Against output polarity reversal by fuse rupture Against short-circuit and surge / Against abnormal overheating by cutting off the charger
Communication	
	CAN-Bus (NMEA on option)
Options	
Temperature probe	Output voltage compensation for 12V : -18mV/°C (ref: 2.8m: STP-UNI-2.8 or 5m: STP-UNI-5.0)
Parallel mounting	KIT-HPO-LINK : up to 4 units with real time balancing feature
2.4" remote color touch-screen control panel	UNI-DISPLAY-R

AC-DC BATTERY CHARGERS HPOWER

24V

Part Number	HPO24-45	HPO24-60	HPO24-80	HPO24-100
Model	24V-45A	24V-60A	24V-80A	24V-100A
Recommended lead-type battery bank	300 - 600Ah	500 - 800Ah	700 - 1000Ah	800 - 1300Ah
Recommended Lithium batteries (LiPOWER+)	LIP24-100-BMS	LIP24-200-BMS		LIP24-300-BMS
Input				
AC Voltage	From 90 to 265VAC single-phase automatic			
DC Voltage	From 121 to 346VDC			
Frequency	From 47 to 65Hz automatic			
Input current consumption 230/115VAC	6,0A/16,0A	9,0A/20,0A	11,0A/20,0A	15,0A/30,0A
Recommended power for a generator	1600W	2100W	2800W	3520W
Power factor	1			
Efficiency	87% typical			
Removable input fuses	2 x 20A 250VAC (6,3 x 32)	2 x 25A 250VAC (6,3 x 32)		2 x 32A 250VAC (6,3 x 32)
Output				
Number of battery banks	3 (including one for the engine battery) : +BAT E, +BAT 1 et +BAT 2 (integrated isolator), 1 negative -BAT. Each bank can be used individually and deliver the rated current			
Connection on threaded rods	M6			
Rated current / power	45A/1282W	60A/1710W	80A/2280W	100A/2850W
Charging profile	IU or IUoU through internal dip switches (Boost, Absorption and Floating – factory setting). Selectable automatic Refresh			
Battery type	Lead-sealed as factory setting - Gel, AGM, Calcium Lead, Lithium, DC power-supply mode, etc. Specific request on demand			
Boost voltage	28,8VDC as factory setting for Lead-sealed			
Floating voltage	27,6VDC as factory setting for Lead-sealed			
Regulation tolerance before output diode and fuse	< 1 % (at rated conditions)			
Peak to peak ripple	< 1 % (at rated conditions)			
Automotive fuse in the minus pole -BAT	2 x 30A/32V	3 x 25A/32V	4 x 25A/32V	5 x 30A/32V
Environment				
Cooling	Electric fan controlled in temperature and current			
Sound level	< 50 dB SPL at 1m			
Operating temperature	Rated charge from -20°C (-4°F) to +50°C (122°F), derating above 50°C (122°F) Automatic charger switch off above 60°C (140°F); automatic restart when temperature decreases			
Storage T°	From -20°C to +70°C (-4°F to +158°F)			
Relative humidity	Up to 96 % without condensation			
Casing				
Material	Painted Aluminium			
Dimensions (length, height, depth)	270 x 360 x 130 mm (106 x 141,7 x 51,1 in)			270x410x130mm (106 x 161,4x51,1in)
Weight	6,8 kg (15 lbs)			9,0 kg (19,8 lbs)
Fixing screw (wall)	4 x M6 round screws			
Ingress protection	IP23			
PCB protection	Water-repellent varnish (marine environment)			
Standards				
CE / EMC	EN61204-3			
CE / Security	EN60335-2-29			
Protections				
	Against leaking input surge by VDR (Voltage Dependant Resistor) - Not covered by warranty / Against output polarity reversal by fuse rupture Against short-circuit and surge / Against abnormal overheating by cutting off the charger			
Communication				
	CAN-Bus (NMEA on option)			
Options				
Temperature probe	Output voltage compensation for 24V : -36mV/°C (ref: 2.8m: STP-UNI-2.8 or 5m: STP-UNI-5.0)			
Parallel mounting	KIT-HPO-LINK : up to 4 units with real time balancing feature			
2.4" remote color touch-screen control panel	UNI-DISPLAY-R			

AC-DC BATTERY CHARGERS HPOWER

48V

Part Number	HPO48-30	HPO48-40	HPO48-50*
Model	48V / 30A	48V / 40A	48V-50A
Recommended lead-type battery bank	150-400Ah	250-500Ah	350-700Ah
Recommended Lithium batteries (LiPOWER+)	150-400Ah	250-500Ah	350-700Ah
Input			
AC Voltage	From 90 to 265VAC single-phase automatic		
DC Voltage	From 121 to 346VDC		
Frequency	From 47 to 65Hz automatic		
Input current consumption 230/115VAC	9,0A/20,0A	11,0A/25,0A	15,0A/30,0A
Recommended power for a generator	2100W	2650W	3520W
Power factor	1		
Efficiency	87% typical		
Removable input fuses	2 x 20A 250VAC (6,3 x 32)	2 x 25A 250VAC (6,3 x 32)	2 x 32A 250VAC (6,3 x 32)
Output			
Number of battery banks	3 (including one for the engine battery) : +BAT E, +BAT 1 et +BAT 2 (integrated isolator), 1 negative -BAT. Each bank can be used individually and deliver the rated current		
Connection on threaded rods	M6		
Rated current / power	30A/1710W	40A/2280W	50A/2850W
Charging profile	IU or IUoU through internal dip switches (Boost, Absorption and Floating – factory setting). Selectable automatic Refresh		
Battery type	Lead-sealed as factory setting - Gel, AGM, Calcium Lead, Lithium, DC power-supply mode, etc. Specific request on demand		
Boost voltage	57,6VDC as factory setting for Lead-sealed		
Floating voltage	52,2VDC as factory setting for Lead-sealed		
Regulation tolerance before output diode and fuse	< 1 % (at rated conditions)		
Peak to peak ripple	< 1 % (at rated conditions)		
Automotive fuse in the minus pole -BAT	2x20A/80V	2x20A/80V	3x20A/80V
Environment			
Cooling	Electric fan controlled in temperature and current		
Sound level	< 50 dB SPL at 1m		
Operating temperature	Rated charge from -20°C (-4°F) to +50°C (122°F), derating above 50°C (122°F) Automatic charger switch off above 60°C (140°F); automatic restart when temperature decreases		
Storage T°	From -20°C to +70°C (-4°F to +158°F)		
Relative humidity	Up to 96 % without condensation		
Casing			
Material	Painted Aluminium		
Dimensions (length, height, depth)	270 x 360 x 130 mm (106 x 141,7 x 51,1 in)		270 x 410 x 130 mm (106 x 161,4 x 51,1 in)
Weight	6,8 kg (15 lbs)		9,0 kg (19,8 lbs)
Fixing screw (wall)	4 x M6 round screws		
Ingress protection	IP23		
PCB protection	Water-repellent varnish (marine environment)		
Standards			
CE / EMC	EN61204-3		
CE / Security	EN60335-2-29		
Protections			
	Against leaking input surge by VDR (Voltage Dependant Resistor) - Not covered by warranty / Against output polarity reversal by fuse rupture Against short-circuit and surge / Against abnormal overheating by cutting off the charger		
Communication			
	CAN-Bus (NMEA on option)		
Options			
Temperature probe	Output voltage compensation for 48V : -72mV/°C (ref: 2.8m: STP-UNI-2.8 or 5m: STP-UNI-5.0)		
Parallel mounting	KIT-HPO-LINK : up to 4 units with real time balancing feature		
2.4" remote color touch-screen control panel	UNI-DISPLAY-R		

*Planned availability Q3 2026

AC-DC BATTERY CHARGERS HPOWER CERTIFIED

Marine type-approved

BV certified version ISO 9001:2015

With integrated touch-screen control panel and relays board.

BUREAU VERITAS

12V

Part Number	HPO12-90-CERT
Model	12V-90A
Recommended lead-type battery bank	600 - 1200Ah
Recommended Lithium batteries (LiPOWER+)	LIP12-200-BMS or LIP12-300-BMS
Input	
AC Voltage	From 90 to 265VAC single-phase automatic
DC Voltage	From 121 to 346VDC
Frequency	From 47 to 65Hz automatic
Input current consumption 230/115VAC	6,0A/16,0A
Recommended power for a generator	1600W
Power factor	1
Efficiency	87% typical
Removable input fuses	2 x 20A 250VAC (6,3 x 32) (F1/F2)
Output	
Number of battery banks	3 (including one for the engine battery) : +BAT E, +BAT 1 et +BAT 2 (integrated isolator), 1 negative -BAT. Each bank can be used individually and deliver the rated current
Connection on threaded rods	M6
Rated current / power	90A/1282W
Charging profile	IU or IUoU through internal dip switches (Boost, Absorption and Floating – factory setting). Selectable automatic Refresh
Battery type	Lead-sealed as factory setting - Gel, AGM, Calcium Lead, Lithium, DC power-supply mode, etc. Specific request on demand
Boost voltage	14,4VDC as factory setting for Lead-sealed
Floating voltage	13,8VDC as factory setting for Lead-sealed
Regulation tolerance before output diode and fuse	< 1 % (at rated conditions)
Peak to peak ripple	< 1 % (at rated conditions)
Automotive fuse in the minus pole -BAT	4 x 30A/32V
Environment	
Cooling	Electric fan controlled in temperature and current
Sound level	< 50 dB SPL at 1m
Operating temperature	Rated charge from -20°C (-4°F) to +50°C (122°F), derating above 50°C (122°F) Automatic charger switch off above 60°C (140°F); automatic restart when temperature decreases
Storage T°	From -20°C to +70°C (-4°F to +158°F)
Relative humidity	Up to 96 % without condensation
Casing	
Material	Painted Aluminium
Dimensions (length, height, depth)	270 x 360 x 130 mm (106 x 141,7 x 51,1 in)
Weight	6,8 kg (15 lbs)
Fixing screw (wall)	4 x M6 round screws
Ingress protection	IP23
PCB protection	Water-repellent varnish (marine environment)
Standards	
CE / EMC	EN61204-3
CE / Security	EN60335-2-29
Protections	
Against leaking input surge by VDR (Voltage Dependant Resistor) - Not covered by warranty / Against output polarity reversal by fuse rupture Against short-circuit and surge / Against abnormal overheating by cutting off the charger	
Communication	
CAN-Bus (NMEA on option)	
Options	
Temperature probe	Output voltage compensation for 12V : -18mV/°C (ref: 2.8m: STP-UNI-2.8 or 5m: STP-UNI-5.0)
Parallel mounting	KIT-HPO-LINK : up to 4 units with real time balancing feature
2.4" remote color touch-screen control panel	UNI-DISPLAY-R : also available integrated on the front panel, please consult us

AC-DC BATTERY CHARGERS HPOWER CERTIFIED

Marine type-approved

BV certified version ISO 9001:2015

With integrated touch-screen control panel and relays board.

BUREAU VERITAS

24V

Part Number	HPO24-45-CERT	HPO24-60-CERT	HPO24-80-CERT	HPO24-100-CERT
Model	24V-45A	24V-60A	24V-80A	24V-100A
Recommended lead-type battery bank	300 - 600Ah	500 - 800Ah	700 - 1000Ah	800 - 1300Ah
Recommended Lithium batteries (LiPOWER+)	LIP24-100-BMS	LIP24-200-BMS		LIP24-300-BMS
Input				
AC Voltage	From 90 to 265VAC single-phase automatic			
DC Voltage	From 121 to 346VDC			
Frequency	From 47 to 65Hz automatic			
Input current consumption 230/115VAC	6,0A/16,0A	9,0A/20,0A	11,0A/20,0A	15,0A/30,0A
Recommended power for a generator	1600W	2100W	2800W	3250W
Power factor	1			
Efficiency	87% typical			
Removable input fuses	2 x 20A 250VAC (6,3 x 32) (F1/F2)	2 x 25A 250VAC (6,3 x 32) (F1/F2)		2 x 32A 250VAC (6,3 x 32) (F1/F2)
Output				
Number of battery banks	3 (including one for the engine battery) : +BAT E, +BAT 1 et +BAT 2 (integrated isolator), 1 negative -BAT. Each bank can be used individually and deliver the rated current			
Connection on threaded rods	M6			
Rated current / power	45A/1282W	60A/1710W	80A/2280W	100A/2850W
Charging profile	IU or IUoU through internal dip switches (Boost, Absorption and Floating – factory setting). Selectable automatic Refresh			
Battery type	Lead-sealed as factory setting - Gel, AGM, Calcium Lead, Lithium, DC power-supply mode, etc. Specific request on demand			
Boost voltage	28,8VDC as factory setting for Lead-sealed			
Floating voltage	27,6VDC as factory setting for Lead-sealed			
Regulation tolerance before output diode and fuse	< 1 % (at rated conditions)			
Peak to peak ripple	< 1 % (at rated conditions)			
Automotive fuse in the minus pole -BAT	2 x 30A/32V	3 x 25A/32V	4 x 25A/32V	5 x 30A/32V
Environment				
Cooling	Electric fan controlled in temperature and current			
Sound level	< 50 dB SPL at 1m			
Operating temperature	Rated charge from -20°C (-4°F) to +50°C (122°F), derating above 50°C (122°F) Automatic charger switch off above 60°C (140°F); automatic restart when temperature decreases			
Storage T°	From -20°C to +70°C (-4°F to +158°F)			
Relative humidity	Up to 96 % without condensation			
Casing				
Material	Painted Aluminium			
Dimensions (length, height, depth)	270 x 360 x 130 mm (106 x 141,7 x 51,1 in)			270 x 410 x 130 mm (106 x 161,4 x 51,1 in)
Weight	6,8 kg (15 lbs)			9,0 kg (19,8 lbs)
Fixing screw (wall)	4 x M6 round screws			
Ingress protection	IP23			
PCB protection	Water-repellent varnish (marine environment)			
Standards				
CE / EMC	EN61204-3			
CE / Security	EN60335-2-29			
Protections				
Against leaking input surge by VDR (Voltage Dependant Resistor) - Not covered by warranty / Against output polarity reversal by fuse rupture Against short-circuit and surge / Against abnormal overheating by cutting off the charger				
Communication				
CAN-Bus (NMEA on option)				
Options				
Temperature probe	Output voltage compensation for 24V : -36mV/°C (ref: 2.8m: STP-UNI-2.8 or 5m: STP-UNI-5.0)			
Parallel mounting	KIT-HPO-LINK : up to 4 units with real time balancing feature			
2.4" remote color touch-screen control panel	UNI-DISPLAY-R : also available integrated on the front panel, please consult us			

Photo : Mailfait Stevenin Nicolas

DC-DC converter-chargers

DCPOWER+ up to 1700W

SD 200W

Silent

60°C
No derating

CRISTEC Connect

Lithium ready

CAN-BUS Interface

DCPOWER+

Warranty 3 years

8.9/10 Repairability index

Presentation

DCPOWER+ converter-chargers have been designed to charge a 12, 24, 36 or 48V battery bank from a 12, 24, 36 or 48V network. The most typical case of use is the 24V bow-thruster battery bank charge from the 12V onboard network (model YPO12- 24/30). They also allow a LiFePO4 battery to be recharged from a Lead battery connected to an alternator.

Thanks to their large scale of input and output voltage, they can be configured as a simple converter or as a battery charger.
In this case, the charging curve delivered is the same as the one of a smart charger :
- 5 steps
- all types of batteries

Silent operating

CRISTEC is the only manufacturer offering 800W converter-chargers with natural convection (without fan). This advantage gives the DCPOWER+ chargers a completely silent operation and an optimized lifespan. It is therefore possible to install them anywhere on board, including under a berth.

Low Energy CRISTEC Connect

The chargers are equipped with a CRISTEC Connect Low Energy , variant of "classic" CRISTEC Connect. The major advantage of CRISTEC Connect Low Energy is its low power consumption as it consumes half of a classic CRISTEC Connect.

No derating

Chargers have full charge up to +60°C (140°F) with no loss, resistant to harsh environments.

Ignition protected

They can be installed in the engine room thanks to **ISO8846/SAE J1171** compliance which protects against ignition of flammable gases.

5-stage charging profile

- **Boost**: charges batteries to 80% of full charge
- **Absorption**: slowly completes remaining charge to 100%
- **Floating**: maintains battery charge
- **Automatic refresh**: prevents sulphation and revitalizes batteries, selectable by keypad pushbutton
- **Reboost**: new automatic Boost phase if DC consumers and the state of batteries so require.

Adaptative charging

DCPOWER+ chargers are compatible with all types of batteries:
- Opened classic lead
- Sealed, gel or AGM
- Spiral sealed

Lithium Iron Phosphate (LiFePO4) with BMS
Selection of your technology of battery is easy to do through the cover keypad.

Remote control

The chargers are fitted with CAN-Bus and CRISTEC Connect interface.

DC-DC CONVERTER - CHARGERS DCPOWER+

Typical installation

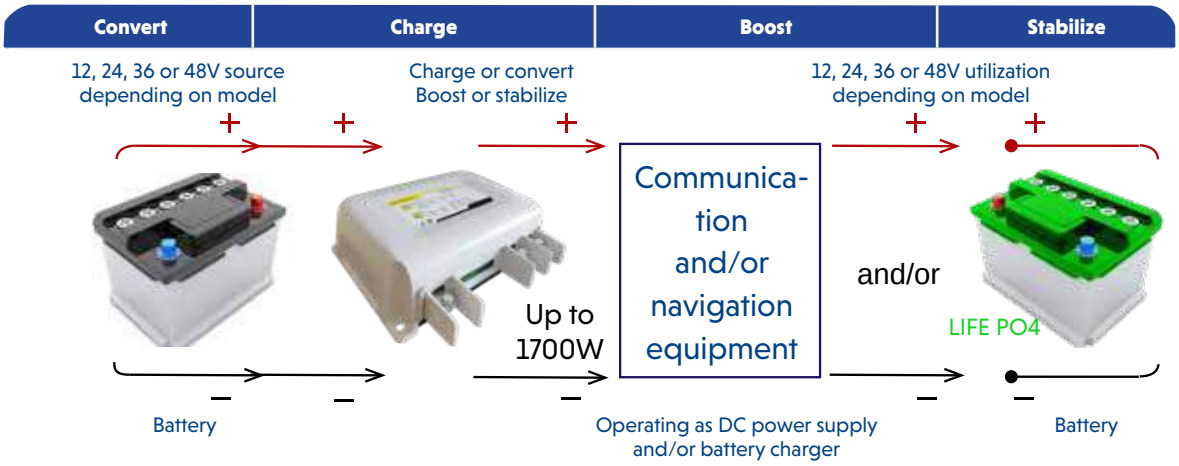

Parallel installation

Up to 4 units can be parallel-mounted using CAN-Bus.
The major unit will be declared as MASTER and the other ones as SLAVE.

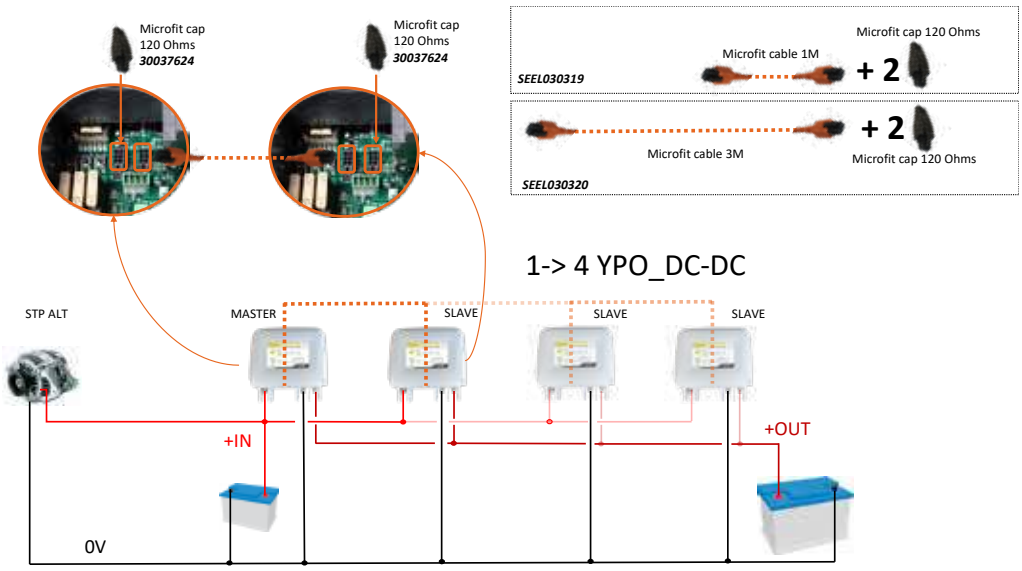

Flexible settings

Numerous settings are available such as output power limitation, input voltage starting threshold, maximum alternator probe temperature, etc.

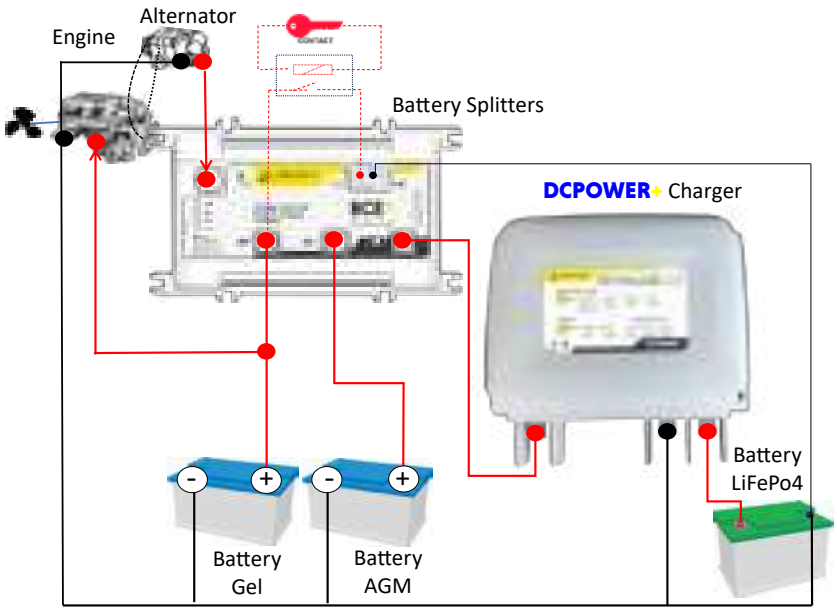

DC-DC CONVERTER - CHARGERS DCPOWER+

Choosing a charging curve

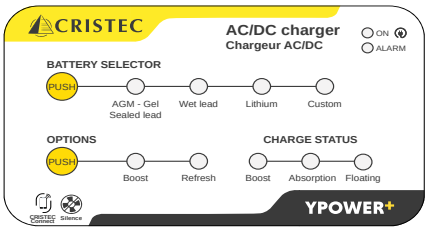

With the PUSH button of the BATTERY SELECTOR you can choose the battery technology and its associated charging curve. If you use the CRISTEC Connect CRISTEC Connect application on your mobile phone or tablet and choose a different charging curve the CUSTOM led switches on.

When choosing any battery technology above, the BOOST charging curve from the OPTIONS menu is selected by default. When the PUSH button is pressed again, you select the **5-step charging curve** with BOOST and REFRESH as follows :

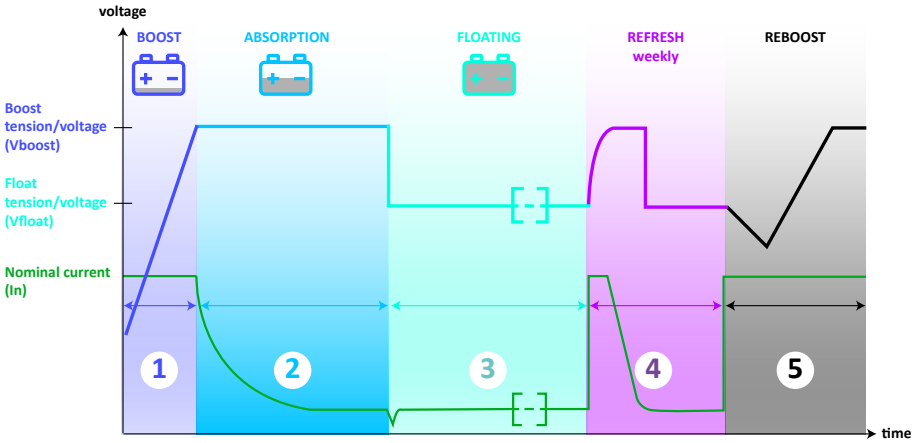

5-step charge curve IUoU with automatic weekly refresh

If no OPTIONS are selected (no green led is lit on the OPTIONS menu) the charging curve starts with the Float voltage.

DC-DC CONVERTER - CHARGERS DCPOWER+

12V

Part Number	DC12-12/60PL	DC12-24/30PL	DC12-36/15PL	DC12-48/10PL
Model	12-12V/60A	12-24V/30A	12-36V/15A	12-48V/10A
Recommended battery bank*	500-700Ah	200-400Ah	100-200Ah	80-120Ah
Input				
Voltage	10V -16V		10V -64V	
Maximum current	65A		45A	
Nominal Power	900W		675W	600W
Efficiency	92.8% in 240VAC & 91% in 120VAC			
Input fuses	3 x 25A /32V		3 x 20A /80V	
Output				
Number of battery banks	1			
Rated current	60A	30A	15A	10A
Charging curve	IU or IUoU through front keypad push-button or CAN-BUS (Boost, Absorption, Floating and Refresh – factory setting)			
Battery type	Lead sealed as factory setting - Other choices through internal setting: gel, AGM, calcium lead, Lithium, stabilized power supply, etc.			
Boost voltage (default)	14.4VDC	28.8VDC	43,2VDC	57.6VDC
Floating voltage (default)	13.8VDC	27.6VDC	41,4VDC	52.2VDC
Regulation tolerance	< 2% (at rated conditions)			
Peak to peak ripple and noise	< 2% (at rated conditions)			
Automotive fuse	3 x 25A/32V	2 x 25A/32V	2 x 20A /80V	1 x 20A /80V
Environment				
Cooling	Natural (fanless)			
Sound level	0 dB			
Operating T°	From -20°C to +60°C (-4°F to 140°F), derating above 60°C (140°F). Above 65°C (149°F), current limitation			
Storage T°	From -20°C to +70°C (-4°F to 158°F)			
Relative humidity	up to 70% (95% without condensation)			
CRISTEC Connect	Low Energy CRISTEC Connect - Power: +9dBm (frequency: 2412-2484MHz)			
Casing				
Material	Aluminium sink frame / Thermoplastic body			
Dimensions (length, height, depth)	238 x 220 x 81mm (9.4 x 8.7 x 3.2 in)			
Weight	2kg (4.4 lb)			
Fixing center distance	219 x 155mm (8.6 x 6.1 in)			
Fixing screw (wall)	4 M5 round head screws			
Ingress protection	IP22			
Electronic card protection	Water-repellent varnish (marine environment)			
Standards				
CE declaration of conformity	Available on request			
CE / EMC	EN61204-3			
CE / Security (renewal)	EN60335-2-29. E-marking E2*10R06/01*21068*00			
Protections				
	Polarity reversal, short-circuit, abnormal overheating			
Communication				
	CAN-Bus (NMEA on option) / CRISTEC Connect			
Options				
Temperature probe ref: 2.8m: STP-UNI-2.8 or 5m: STP-UNI-5.0 / OTD probe (Over Temperature Device) / remote ON/OFF / + alternator STP-ALT-2.4 / Parrallel mounting				
Remote control	G-ON/OFF-R-PL			

* Overall battery capacity recommended for lead-type batteries, C/10. For Lithium batteries, C/3, consult us if needed.

DC-DC CONVERTER - CHARGERS DCPOWER+

24V

Part Number	DC24-12/60PL	DC24-24/30PL	DC24-24/60PL	DC24-36/20PL	DC24-48/15PL
Model	24-12V/60A	24-24V/30A	24-24V/60A	24-36V/20A	24-48V/15A
Recommended battery bank*	500-700Ah	200-400Ah	500-700Ah	150-250Ah	100-200Ah
Input					
Voltage	20V -32V			20V -64V	
Maximum current	32A		65A	25A	32A
Nominal Power	900W		1700W	900W	
Efficiency	96% typical				
Input fuses	2 x 25A /32V		3 x 25A /32V	3 x 20A /80V	2 x 20A /80V
Output					
Number of battery banks	1				
Rated current	60A	30A	60A	20A	15A
Charging curve	IU or IUoU through front keypad push-button or CAN-BUS (Boost, Absorption, Floating and Refresh – factory setting)				
Battery type	Lead sealed as factory setting - Other choices through internal setting: gel, AGM, calcium lead, Lithium, stabilized power supply, etc.				
Boost voltage (default)	14.4VDC	28.8VDC		43,2VDC	57.6VDC
Floating voltage (default)	13.8VDC	27.6VDC		41,4VDC	52.2VDC
Regulation tolerance	< 2% (at rated conditions)				
Peak to peak ripple and noise	< 2% (at rated conditions)				
Automotive fuse	3 x 25A/32V	2 x 25A/32V	3 x 25A/32V	2 x 20A /80V	1 x 20A /80V
Environment					
Cooling	Natural (fanless)				
Sound level	0 dB				
Operating T°	From -20°C to +60°C (-4°F to 140°F), derating above 60°C (140°F). Above 65°C (149°F), current limitation				
Storage T°	From -20°C to +70°C (-4°F to 158°F)				
Relative humidity	up to 70% (95% without condensation)				
CRISTEC Connect	Low Energy CRISTEC Connect - Power: +9dBm (frequency: 2412-2484MHz)				
Casing					
Material	Aluminium sink frame / Thermoplastic body				
Dimensions (length, height, depth)	238 x 220 x 81mm (9.4 x 8.7 x 3.2 in)				
Weight	2kg (4.4 lb)				
Fixing center distance	219 x 155mm (8.6 x 6.1 in)				
Fixing screw (wall)	4 M5 round head screws				
Ingress protection	IP22				
Electronic card protection	Water-repellent varnish (marine environment)				
Standards					
CE declaration of conformity	Available on request				
CE / EMC	EN61204-3				
CE / Security (renewal)	EN60335-2-29. E-marking E2*10R06/01*21068*00				
Protections					
	Polarity reversal, short-circuit, abnormal overheating				
Communication					
	CAN-Bus (NMEA on option) / CRISTEC Connect				
Options					
	Temperature probe ref: 2.8m: STP-UNI-2.8 or 5m: STP-UNI-5.0 / OTD probe (Over Temperature Device) / remote ON/OFF / + alternator STP-ALT-2.4 / Parrallel mounting				
Remote control	G-ON/OFF-R-PL				

* Overall battery capacity recommended for lead-type batteries, C/10. For Lithium batteries, C/3, consult us if needed.

DC-DC CONVERTER - CHARGERS DCPOWER+

36V

Part Number	DC36-12/40PL	DC36-24/30PL	DC36-36/20PL	DC36-36/40PL	DC36-48/15PL
Model	36-12V/40A	36-24V/30A	36-36V/20A	36-36V/40A	36-48V/15A
Recommended battery bank*	300-500Ah	200-400Ah	150-250Ah	150-250Ah	100-200Ah
Input					
Voltage	30V -48V		30V -64V		
Maximum current	20A	25A		50A	25A
Nominal Power	600W	900W		1700W	900W
Efficiency	96% typical				
Input fuses	2 x 20A /80V			3 x 20A /80V	2 x 20A /80V
Output					
Number of battery banks	1				
Rated current	40A	30A	20A	40A	15A
Charging curve	IU or IUoU through front keypad push-button or CAN-BUS (Boost, Absorption, Floating and Refresh – factory setting)				
Battery type	Lead sealed as factory setting - Other choices through internal setting: gel, AGM, calcium lead, Lithium, stabilized power supply, etc.				
Boost voltage (default)	14.4VDC	28.8VDC	43,2VDC		57.6VDC
Floating voltage (default)	13.8VDC	27.6VDC	41,4VDC		52.2VDC
Regulation tolerance	< 2% (at rated conditions)				
Peak to peak ripple and noise	< 2% (at rated conditions)				
Automotive fuse	2 x 20A /80V			3 x 20A /80V	2 x 20A /80V
Environment					
Cooling	Natural (fanless)				
Sound level	0 dB				
Operating T°	From -20°C to +60°C (-4°F to 140°F), derating above 60°C (140°F). Above 65°C (149°F), current limitation				
Storage T°	From -20°C to +70°C (-4°F to 158°F)				
Relative humidity	up to 70% (95% without condensation)				
CRISTEC Connect	Low Energy CRISTEC Connect - Power: +9dBm (frequency: 2412-2484MHz)				
Casing					
Material	Aluminium sink frame / Thermoplastic body				
Dimensions (length, height, depth)	238 x 220 x 81mm (9.4 x 8.7 x 3.2 in)				
Weight	2kg (4.4 lb)				
Fixing center distance	219 x 155mm (8.6 x 6.1 in)				
Fixing screw (wall)	4 M5 round head screws				
Ingress protection	IP22				
Electronic card protection	Water-repellent varnish (marine environment)				
Standards					
CE declaration of conformity	Available on request				
CE / EMC	EN61204-3				
CE / Security (renewal)	EN60335-2-29. E-marking E2*10R06/01*21068*00				
Protections					
	Polarity reversal, short-circuit, abnormal overheating				
Communication					
	CAN-Bus (NMEA on option) / CRISTEC Connect				
Options					
	Temperature probe ref: 2.8m: STP-UNI-2.8 or 5m: STP-UNI-5.0 / OTD probe (Over Temperature Device) / remote ON/OFF / + alternator STP-ALT-2.4 / Parrallel mounting				
Remote control	G-ON/OFF-R-PL				

* Overall battery capacity recommended for lead-type batteries, C/10. For Lithium batteries, C/3, consult us if needed.

DC-DC CONVERTER - CHARGERS DCPOWER+

48V

Part Number	DC48-12/40PL	DC48-24/30PL	DC48-36/20PL	DC48-48/15PL	DC48-48/30PL
Model	48-12V/40A	48-24V/30A	48-36V/20A	48-48V/15A	48-48V/30A
Recommended battery bank*	300-500Ah	200-400Ah	150-250Ah	100-200Ah	200-400Ah
Input					
Voltage	40V-64V				
Maximum current	15A	20A			30A
Nominal Power	600W	900W			1800W
Efficiency	96% typical				
Input fuses	2 x 20A /80V				
Output					
Number of battery banks	1				
Rated current	40A	30A	20A	15A	30A
Charging curve	IU or IUoU through front keypad push-button or CAN-BUS (Boost, Absorption, Floating and Refresh – factory setting)				100-200Ah
Battery type	Lead sealed as factory setting - Other choices through internal setting: gel, AGM, calcium lead, Lithium, stabilized power supply, etc.				
Boost voltage (default)	14.4VDC	28.8VDC	43,2VDC	57.6VDC	
Floating voltage (default)	13.8VDC	27.6VDC	41,4VDC	52.2VDC	
Regulation tolerance	< 2% (at rated conditions)				
Peak to peak ripple and noise	< 2% (at rated conditions)				
Automotive fuse	2 x 20A /80V				
Environment					
Cooling	Natural (fanless)				
Sound level	0 dB				
Operating T°	From -20°C to +60°C (-4°F to 140°F), derating above 60°C (140°F). Above 65°C (149°F), current limitation				
Storage T°	From -20°C to +70°C (-4°F to 158°F)				
Relative humidity	up to 70% (95% without condensation)				
CRISTEC Connect	Low Energy CRISTEC Connect - Power: +9dBm (frequency: 2412-2484MHz)				
Casing					
Material	Aluminium sink frame / Thermoplastic body				
Dimensions (length, height, depth)	238 x 220 x 81mm (9.4 x 8.7 x 3.2 in)				
Weight	2kg (4.4 lb)				
Fixing center distance	219 x 155mm (8.6 x 6.1 in)				
Fixing screw (wall)	4 M5 round head screws				
Ingress protection	IP22				
Electronic card protection	Water-repellent varnish (marine environment)				
Standards					
CE declaration of conformity	Available on request				
CE / EMC	EN61204-3				
CE / Security (renewal)	EN60335-2-29. E-marking E2*10R06/01*21068*00				
Protections					
	Polarity reversal, short-circuit, abnormal overheating				
Communication					
	CAN-Bus (NMEA on option) / CRISTEC Connect				
Options					
	Temperature probe ref: 2.8m: STP-UNI-2.8 or 5m: STP-UNI-5.0 / OTD probe (Over Temperature Device) / remote ON/OFF / + alternator STP-ALT-2.4 / Parrallel mounting				
Remote control	G-ON/OFF-R-PL				

* Overall battery capacity recommended for lead-type batteries, C/10. For Lithium batteries, C/3, consult us if needed.

SD

200W in DC conversion

Warranty 2 years

12V

24V

48V

Presentation

The CRISTEC SD converter chargers are dedicated to the power-supply of electric and electronic equipment.
They guarantee a high quality output voltage and ensure **galvanic isolation** between input and output. Thanks to their input voltage range they can be connected directly to a battery and used as a battery charger with a UI charge curve. Their dimensions and weight allow an easy maintenance.

General characteristics

- **Input voltage :** 12, 24, 48VDC
- **Input protection :** against polarity reversal; EMI filter; by fuses
- **Output voltage :** 12 or 24 or 48Vdc nominal - Voltage adjustment by external potentiometer
- **Output electric characteristics :** typical efficiency: 75% - Line regulation: 1% - Load regulation: 2% (10 to 100%)
- **Output protection :** against short-circuit; against overload by current limitation; against overvoltage (Vnom +25%)
- **Output power :** 195W
- **Operating temperature :** from 0°C to +50°C
- **Ventilation :** natural
- **Dielectric rigidity :** Input/Output >1000Vdc
- **Standards :** Safety : EN 60950 ; EMC : EN 50081-2
- **Presentation :** in closed box; fixing on screw terminals
- **Dimensions :** 166 x 108 x 80 mm (6.53 x 4.25 x 3.14 in)
- **Weight :** 1,3 Kg (2.2 lbs)

Part Number	Input voltage	Output voltage	Output current	Max. output current
SD203-I1-DD-AL	12 VDC (10 to 18VDC)	12 VDC	16 A	18 A
SD206-I1-DD-AL		24 VDC	8 A	10 A
SD208-I1-DD-AL		48 VDC	4 A	5 A
SD203-I2-DD-AL	24 VDC (18 to 36VDC)	12 VDC	16 A	18 A
SD206-I2-DD-AL		24 VDC	8 A	10 A
SD208-I2-DD-AL		48 VDC	4 A	5 A
SD208-I3-DD-AL	48 VDC (36 to 72VDC)	48 VDC	4 A	5 A

Typical installation

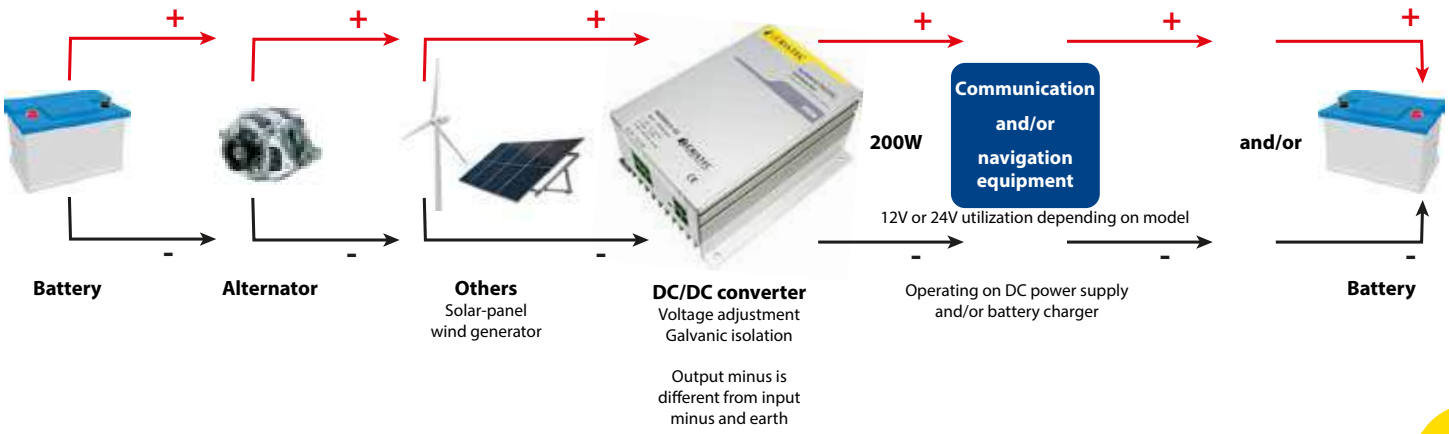

Shore-power distribution chargers

UEPOWER+

Silent

Compact

Up to 4 outputs

CRISTEC Connect

Lithium

UEPOWER+

Warranty 3 years

9.4/10 Repairability index

Presentation

A shore power unit is more than just a battery charger. When a yacht is connected to mains electricity in harbour, **CRISTEC UEPOWER+** provides a complete, compact solution by combining:

- **AC circuit protection:** RCDs and MCBs safeguard onboard systems
- **Power distribution:** multiple protected outputs for sockets and appliances
- **Battery charging:** via a built-in, fanless, **CRISTEC YPOWER+** multi-stage charger, fully compatible with lead-acid, AGM and Lithium batteries

By integrating these functions into a simple enclosure, **CRISTEC UEPOWER+** save installation time, reduce wiring complexity and ensure long-term reliability.

Silent operating

CRISTEC offers shore-power units with natural convection (without fan).
This specificity gives them a completely silent operation and an optimized lifespan.

Up to 4 independent banks

The shore-power units have either 3 or 4 independent charger banks, including one dedicated to the engine battery.

Worldwide use

Automatic detection of power supply network, from 90 to 265VAC and from 47 to 65Hz. You do not have to care about the AC power grid and genset voltage.

Easy to install

Selection of the battery technology can be done via the front keypad or via CRISTEC Connect application or CAN-BUS communication (according to model).

Remote control

NMEA

The chargers are fitted with a CAN-Bus and a CRISTEC Connect interface as standard.
Connection to an NMEA network is also available through an optional adaptor, refer to charger's options page.

5-stage charging profile

- **Boost**: charges batteries to 80% of full charge
- **Absorption**: slowly completes remaining charge to 100%
- **Floating**: maintains battery charge
- **Automatic refresh**: prevents sulphation and revitalizes batteries, selectable by keypad pushbutton
- **Reboost**: new automatic Boost phase if DC consumers and the state of batteries so require.

Adaptative charging

Custom-made and simultaneous recharge of either 3 or 4 battery banks.
UEPOWER+ shore-power units are compatible with all types of batteries:
- Opened classic lead
- Sealed, gel or AGM
- Spiral sealed
- Lithium Iron Phosphate (LiFePO4) with BMS

Low Energy CRISTEC Connect

The shore-power units are equipped with a CRISTEC Connect Low Energy , variant of "classic" CRISTEC Connect. The major advantage of CRISTEC Connect Low Energy is its low power consumption as it consumes half of a classic CRISTEC Connect.

SHORE-POWER DISTRIBUTION CHARGERS UEPOWER+

Example of installation

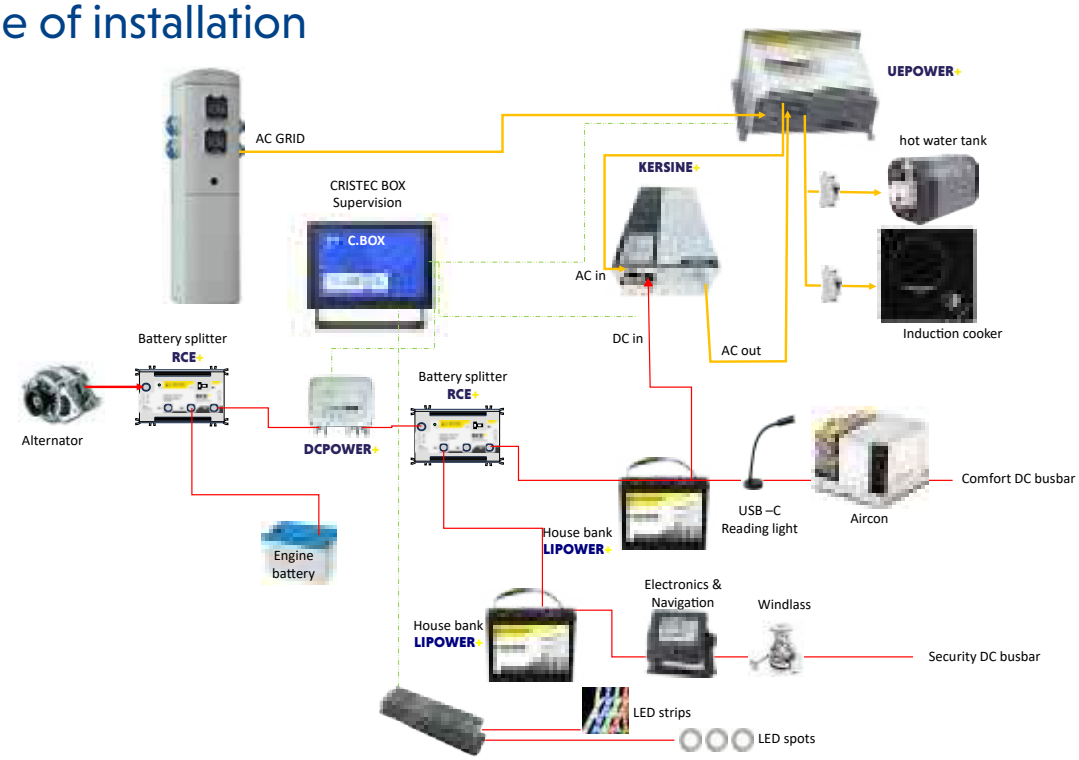

Choosing a charging curve on the **UEPOWER+**

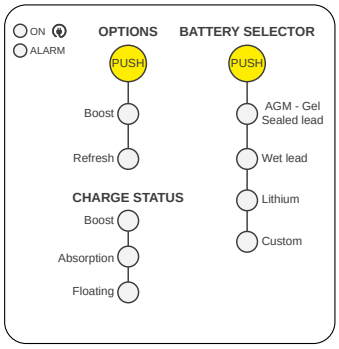

With the PUSH button of the BATTERY SELECTOR you can choose the battery technology and its associated charging curve. If you use the CRISTEC Connect CRISTEC Connect application on your mobile phone or tablet and choose a different charging curve the CUSTOM led switches on.

When choosing any battery technology above, the BOOST charging curve from the OPTIONS menu is selected by default. When the PUSH button is pressed again, you select the **5-step charging curve** with BOOST and REFRESH as follows :

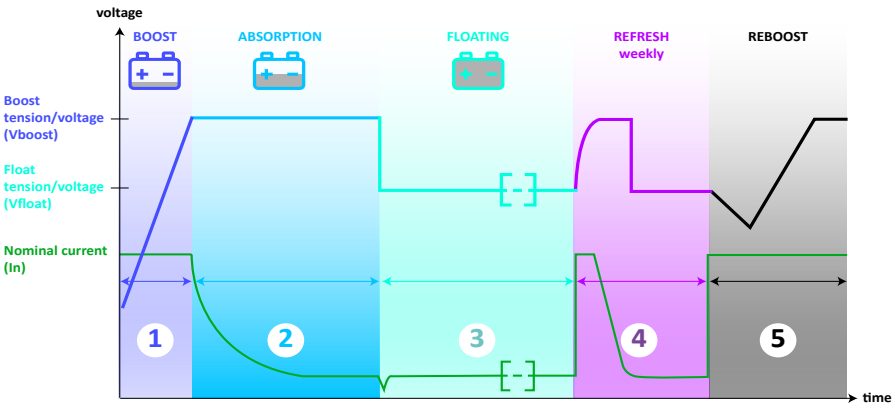

5-step charge curve IUoU with automatic weekly refresh

If no OPTIONS are selected (no green led is lit on the OPTIONS menu) the charging curve starts with the Float voltage.

SHORE-POWER DISTRIBUTION CHARGERS UEPOWER+

Typical installation

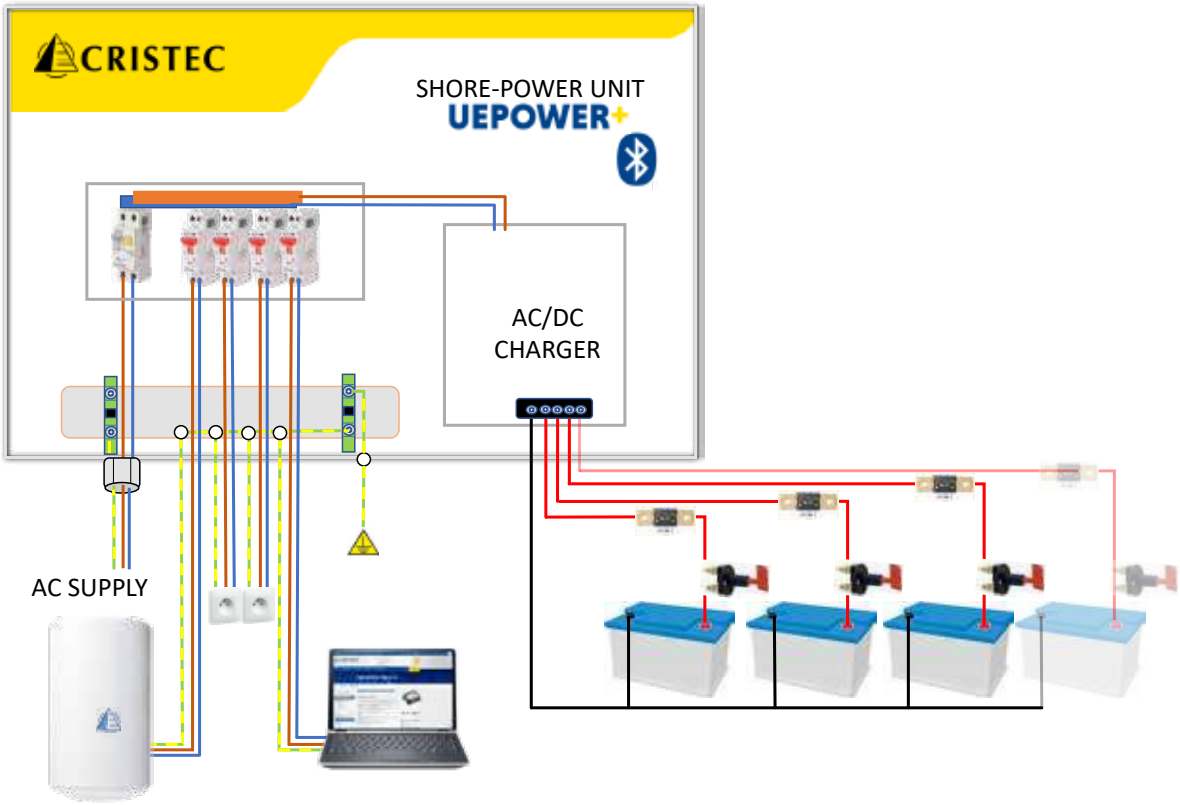

SHORE-POWER DISTRIBUTION CHARGERS
UEPOWER+

12V

	AC electrical panel			Battery charger			
Model	**Main RCD**	**AC outputs**	**Circuit breakers**	**Voltage**	**Nominal current**	**Recommended battery bank [1]**	**Number of outputs**
UEYPOPL/12-20/2D	30mA / 16A	2	2 x 10A	12V	20A	100-200Ah	3
UEYPOPL/12-20/3D		3	3 x 10A				
UEYPOPL/12-20/4D		4	4 x 10A				
UEYPOPL/12-30/2D		2	2 x 10A		30A	200-300Ah	3
UEYPOPL/12-30/3D		3	3 x 10A				
UEYPOPL/12-30/4D		4	4 x 10A				
UEYPOPL/12-40/3D		3	3 x 10A		40A	300-400Ah	4
UEYPOPL/12-40/4D		4	4 x 10A				
UEYPOPL/12-40/4D3*	30mA / 32A		1 x 10A + 3 x 16A				
UEYPOPL/12-60/3D	30mA / 16A	3	3 x 10A		60A	400-600Ah	4
UEYPOPL/12-60/4D		4	4 x 10A				
UEYPOPL/12-60/4D3*	30mA / 32A		1 x 10A + 3 x 16A				

*Complient for USA

Model	**UEPOWER+ 12V-20A**	**UEPOWER+ 12V-30A**	**UEPOWER+ 12V-40A**	**UEPOWER+ 12V-60A**
Casing				
Material	Frame and cover of EZ steel / Anodized aluminium heatsink			
Dimensions (length, height, depth)	350 x 241 x 171mm (13,77 x 9,48 x 6,73in)			
Weight	7Kg (15,43lbs)			
Fixing center distance	180 x 133mm (7,08 x 5,23in)			
Fixing screw (wall)	4 x M5 round head screws			
Ingress protection	IP20			
Input				
Voltage	115VAC [2] / 230VAC +/-15% single-phase			
Frequency	50/60Hz [2]			
Current consumed 230/115VAC	1.3/2.6A	2/4A	2.7/5.6A	4.4/8.7A
Efficiency	92.8% in 240VAC & 91% in 120VAC			
Output				
Number of battery banks	3 separate positive terminals: +BAT E, +BAT 1 and +BAT 2 (integrated MOSFET splitter) 1 negative terminal : -BAT Each bank can be used individually and delivers the rated current		4 separate positive terminals : +BAT E, +BAT 1, +BAT 2 and +BAT 3 (integrated MOSFET splitter) 1 negative terminal : -BAT Each bank can be used individually and delivers the rated current	
Nominal current (+/-7%) @ rated power	20A/276W	30A/356W	40A/570W	60A/855W
Charging curve	Charging curve selection by keypad, CRISTEC Connect application or CAN-BUS communication			
Battery type	Sealed lead, Gel, AGM as factory setting - Other selections by pushbutton : calcium lead, LiFePO4, DC power-supply mode, etc. Specific request on demand			
Automotive fuses mounted in series in minus pole -BAT	1 x 30A/32V	2 x 30A/32V	3 x 30A/32V	4 x 30A/32V
Electrical protections				
	Against transient input overvoltage by varistor (not covered by warranty) / Against output polarity reversal by fuses / Against abnormal overheating			
Environement				
Sound level	0 dB			
CRISTEC Connect	Low Energy CRISTEC Connect - Power: +9dBm (frequency: 2412-2484MHz)			
Standards				
CE / EMC	NF EN61000-6-1, NF EN61000-6-2			
Communication				
	CAN-Bus (NMEA on option) / Low Energy CRISTEC Connect			
Option				
Temperature probe	Output voltage compensation -18mV/°C (ref: 2.8m: STP-UNI-2.8 or 5m: STP-UNI-5.0)			

[1] Overall battery capacity recommended for lead-type batteries, C/10. For Lithium batteries, C/3, consult us if needed.
[2] Consult CRISTEC for any use at 115VAC/60Hz

SHORE-POWER DISTRIBUTION CHARGERS
UEPOWER+

24V

	AC electrical panel			Battery charger			
Model	Main RCD	AC outputs	16A circuit breakers	Voltage	Nominal current	Recommended battery bank[1]	Number of outputs
UEYPOPL/24-35/3D	30mA / 16A	3	3 x 10A	24V	35A	200-400Ah	4
UEYPOPL/24-35/4D		4	4 x 10A				
UEYPOPL/24-35/4D3*	30mA / 32A		3 x 10A + 1 x 16A				

*Complient for USA

Model	UEPOWER+ 24V-35A
Casing	
Material	Frame and cover of EZ steel / Anodized aluminium heatsink
Dimensions (length, height, depth)	350 x 241 x 171mm (13,77 x 9,48 x 6,73in)
Weight	7Kg (15,43lbs)
Fixing center distance	180 x 133mm (7,08 x 5,23in)
Fixing screw (wall)	4 x M5 round head screws
Ingress protection	IP20
Input	
Voltage	115VAC[2] / 230VAC +/-15% single-phase
Frequency	50/60Hz[2]
Current consumed 230/115VAC	4.4/8.7A
Efficiency	92.8% in 240VAC & 91% in 120VAC
Output	
Number of battery banks	4 separate positive terminals : +BAT E, +BAT 1, +BAT 2 and +BAT 3 (integrated MOSFET splitter) 1 negative terminal : -BAT Each bank can be used individually and delivers the rated current
Nominal current (+/-7%) @ rated power	30A/855W
Charging curve	Charging curve selection by keypad, CRISTEC Connect application or CAN-BUS communication
Battery type	Sealed lead, Gel, AGM as factory setting - Other selections by pushbutton : calcium lead, LiFePO4, DC power-supply mode, etc. Specific request on demand
Automotive fuses mounted in series in minus pole -BAT	4 x 30A/32V
Electrical protections	
	Against transient input overvoltage by varistor (not covered by warranty) / Against output polarity reversal by fuses / Against abnormal overheating
Environement	
Sound level	0 dB
CRISTEC Connect	Low Energy CRISTEC Connect - Power: +9dBm (frequency: 2412-2484MHz)
Standards	
CE / EMC	NF EN61000-6-1, NF EN61000-6-2
Communication	
	CAN-Bus (NMEA on option) / Low Energy CRISTEC Connect
Option	
Temperature probe	Output voltage compensation -36mV/°C (ref: 2.8m: STP-UNI-2.8 or 5m: STP-UNI-5.0)

[1] Overall battery capacity recommended for lead-type batteries, C/10. For Lithium batteries, C/3, consult us if needed.
[2] Consult CRISTEC for any use at 115VAC/60Hz

OPTIONS

	Category	YPOWER+			UEPOWER+	HPOWER	DCPOWER+	MPPTPOWER+
	Model	12-20 12-30 24-15	12-40 12-50	12-60 12-70				
1	2.4" Remote touch-screen control panel	-			-	UNI-DISPLAY-R	-	-
2	External varistor for unstable AC Mains	-			-		-	
3	Temperature probe 5m	STP-UNI-5.0						
	Temperature probe 2.8m	STP-UNI-2.8						
4	Alternator temperature probe	-					STP-ALT-2.4	-
5	HPOWER parallelization kit	-				KIT-HPO-LINK	-	
6	AC input connector [1]	30024064			-	-		
7	DC 3 outputs connector [1]	30033787	-		-			
8	DC 4 outputs connector [1]	-	30038370	30037678	-			
9	Parallelization kit 1M [2]	SEEL030319	-		-		SEEL030319	
	Parallelization kit 3M [2]	SEEL030320	-		-		SEEL030320	
10	Microfit cap 3.0 120 ohms [2]	30037624	-		-		30037624	
11	MICROFIT - MICRO C male cable	001600			001600	001600		
12	AC european socket 250VAC 16A 2PH+N	-			001797	-		
13	Ground Fault Circuit Interrupters (GFCI) 16A	-			001075	-		
14	Breakers MCB 10A	-			000845	-		
15	On/Off remote control	G-ON/OFF-R-PL						-

[1] for cable harness external to the charger , [2] parallel mounting via CAN-BUS to increase the current , [3] Except YPOWER 12V/60A model, reference 30033788

1

2.4" remote color touch-screen control panel

UNI-DISPLAY-R : also available integrated on the front panel, please consult us

2

External varistor for unstable AC Mains

3

Temperature probe

For charger output voltage compensation
(12V : -18mV/°C • 24V : -36mV/°C)
2.8 meters long: STP-UNI-2.8
5 meters long: STP-UNI-5.0

4

Alternator temperature probe

This option is fitted with :
- 1 self-tapping screw
- 2 cable ties
- 1 mechanical adaptation part
- 1 probe of 20cm long with a connector MC 1.5/2 ST-3.51
- 1 cable of 2,2 m with 1 connector MC 1.5/2 ST-3.5 and 1 IMC 1.5/2 ST-3.81

5

HPOWER parallelization kit

The parallelization kit KIT-HPO-LINK is intended to connect two HPOWER battery chargers of the same voltage rating (12, 24 or 48V). The parallel operation adds charge currents of each battery charger.
The charge process is unique and controlled by the master.

6

AC input connector

7

DC 3 outputs connector

8

DC 4 outputs connector

9

Parallelization kit

Microfit cable 3.0 - 6 contacts - 2 Microfit caps 3.0 120 ohms)

10

Microfit cap

11

MICROFIT/MICRO-C CAWLE

0,2m MICROFIT/MICRO-C male cable to link with NMEA 2000 systems. Already compliant and tested with : SIMRAD, B & G & NOVA navigation systems.

12

AC european socket

250VAC 16A 2PH+N

13

Ground Fault Circuit Interrupters (GFCI)

16A 30mA 10kA AC

14

Breakers MCB

10A 4,5kA PH+N

15

On/Off remote control

G-ON/OFF-R-PL & G-ON/OFF-R

NICOLS Photos RIVERLY® ©lbm.vision

Energy management

BAT-MON

Battery guard VLTG 70

AC voltmeter

Frequency converters FREQ

ZENPOWER

CAN-BUS interface

Independant device

Multi-voltage

CRISTEC Connect

Protects against overload & overcharge

BAT-MON

Warranty 3 years

8.9/10 Repairability index

12V
24V
36V
48V

Shunt 300A

+

Battery monitor

Presentation

The battery monitor **BAT-MON** shows all relevant standard data such as voltage, current, remaining capacity and time of the service battery plus one additional voltage for starter or bow battery at the same time. Moreover the battery monitor **BAT-MON** records historic data of your battery such as average discharge depth, unavailable capacity and number of charge/discharge cycles.
An active high-precision 300A shunt unit is provided as standard for battery control. Two extra ones can be used as option. For each shunt used an additional voltage measurement is also available (i.e. bow-thruster battery).
Up to 3 battery banks or power generation (DC source) with 3 additional battery voltage readings. It operates at 12, 24, 36 and 48V and is suitable for all types of batteries, including Lithium.

Note : BAT-MON can monitor different battery voltages in a same installation if all negatives are common.

Why is BAT-MON essential?
Because it monitors:
- Starter and House bank battery voltage in order to check that they are not faulty (too low voltage)
- House bank battery current to determine the remaining capacity of the installation which is essential for on board confort

The shunt sends an alarm to the monitor (flashing and sound alarm) and can switch a relay to start a genset.
A CAN-BUS interface shunt is also available (reference FLEXCAN).

Monitor Part number	BAT-MON-3.5-3
Supply voltage	DC 8-64 V
Current consumption	55 mA @ 12V, 5 mA in sleep mode 26 mA @ 24V, 3 mA in sleep mode 21 mA @ 36V, 3 mA in sleep mode 14 mA @ 48V, 2 mA in sleep mode
Relay contact	1A / DC 30V / Dielectric strength: AC 1000V
Dimensions (Length, height, depth)	100 x 105 x 40 mm (3.9 x 4.1 x 1.5 in)

Shunt Part number	SHUNT-300-3.5-3
Current consumption	22mA @ 12V, 5mA in sleep mode 11mA @ 24V, 3mA in sleep mode 9mA @ 36V, 3mA in sleep mode 6mA @ 48V, 2mA in sleep mode
Resistance	0.1mΩ
Voltage measuring range (+1)	DC 0-64V, resolution 30mV, accuracy 0.25%
Voltage measuring range (+2)	DC 0-52V, resolution 30mV, accuracy 0.25%
Current carrying capacity	300A, 600A 1min, 1500A 0.5 sec.
Current measuring range	-600 to +600A, resolution 10mV, accuracy 0.5%
Temperature measuring range	External sensor: -15 to 60°C, resolution 1K, accuracy 1K
Dimensions (Length, height, depth)	119 x 43 x 44 mm (4.6 x 1.6 x 1.7 in)
Connections	Bolt M8

Options

Wiring kit SEEL017153

Temperature probe 2.8 m STP-UNI-2.8

Temperature probe 5 m STP-UNI-5.0

BAT-MON

Examples of installation

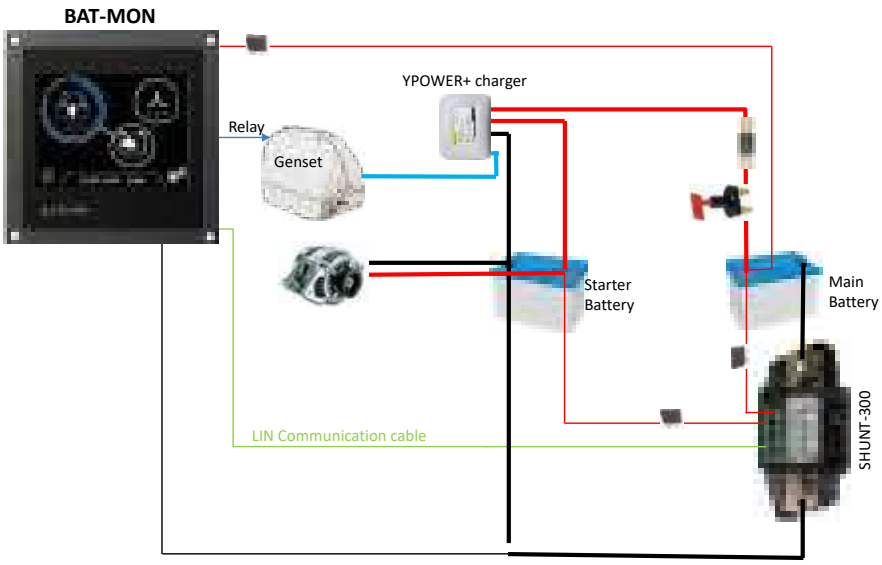

Shunt 300 measures the voltage of Starter battery and the voltage, current, temperature of the main battery. A low voltage of the Main battery can trigger a relay of the BAT-MON in order to start the genset.

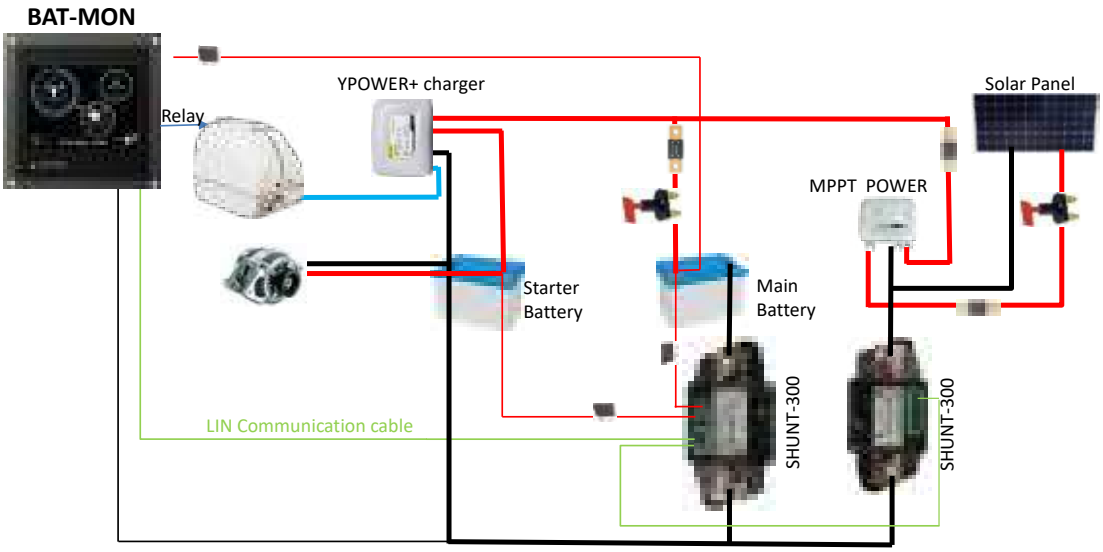

Shunts can be daisy chained to display on the same monitor the energy state of the whole installation

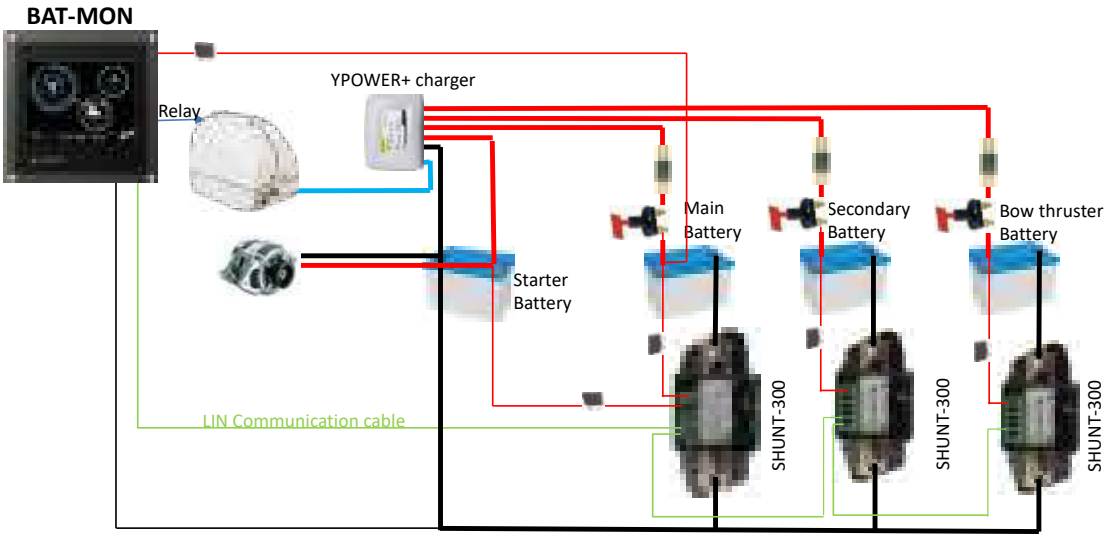

BAT-MON can monitor up to 5 batteries

VLTG 70

Warranty 3 years

12V

24V

Installation

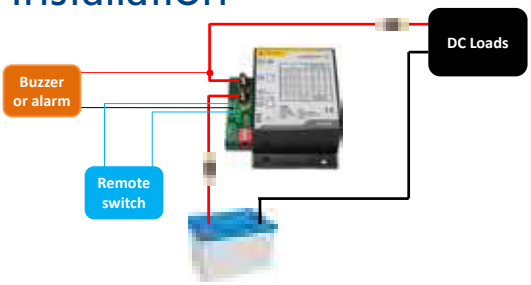

Presentation

The best solution to protect your battery against :

- **Deep discharge**
- **Overvoltage**
- **Overload**

The voltage guard protects your battery in order to increase its duration life. It provides a constant low voltage, overvoltage and overload protection.
When your battery reaches the pre-set low voltage the Battery guard will automatically disconnect the DC consumers. DC consumers will be switched on again automatically when battery voltage increases and when defined threshold is reached. The system will operate the same way for over-voltage. Low voltage threshold can be selected from external DIP switches. The over-voltage value is fixed.
The system can also be used as manual main switch. The output is turned off when the switch is closed. In this mode the Battery guard will only operate as battery low voltage protector.
The Battery guard has an integrated buzzer and LED to monitor its operating state. It is compliant with all Lead battery types : wet, sealed, gel, AGM, Calcium, except Lithium.

Part reference
VLTG 70

Characteristics

- Rated current (constant) : 70 A
- Max current (10s @ 20°C) : 140 A
- Voltage : 12 and 24 VDC
- Input voltage range : 8 - 31 VDC
- Consumption : > 2mA (LED off)
- Presentation : plastic housing with external fixings - IP51
- Connection : on threaded rods
- Dimensions (l x h x d) : 100 x 89.2 x 43 mm
- Weight : 0.21 kg
- Operating temperature : from -10°C to +60°C
- 12V low voltage adjustment : 9 - 12 VDC
- 12V overvoltage threshold : 15.5 VDC
- 24V low voltage adjustment : 18 - 24 VDC
- 24V overvoltage threshold : 31 VDC

AC VOLTMETER

Warranty 3 years

Part reference
002131

Characteristics

- **Type** : Digital AC Voltmeter, self-powered (2-wires)
- **Measurement Range** : 85 to 264 VAC RMS
- **Frequency** : 47-63 Hz
- **Display** : LED, 3½ digits, digit height 9.4 mm (0.37")
- **Power Supply** : Self-powered by measured DC voltage (no external supply required)
- **Power Consumption** : 50 mA RMS (max)
- **Panel Cutout Dimensions** : 33.93 mm × 21.29 mm
- **Housing** : Epoxy-encapsulated polycarbonate case - moisture, shock and vibration resistant
- **Operating Temperature Range** : –25 °C to +60 °C

Features / Benefits

- Self-powered — no external supply required
- Bright LED display, easy to read from a distance
- Ideal replacement for older analog panel voltmeters for AC measurements

Typical applications

Instrumentation, AC monitoring in control panels, compact measurement setups where readability and simplicity are required without additional power supply.

FREQ

Warranty 2 years

8.9/10 Repairability index

230VAC

Presentation

Frequency converters named FREQ are able to convert 50Hz into 60Hz or vice versa. They are perfectly fitted to install devices that cannot cope with various frequency current like some refrigerators, computers, etc.

To choose a frequency converter, you must measure the inrush current of your device. Then increase this current by 50% in order to determine the model of FREQ that you need.

Part number	FREQ700	FREQ1000	FREQ1500	FREQ2200	FREQ3000
Power	700VA	1000VA	1500VA	2200VA	3000VA
Power with frequency conversion	490VA	700VA	1050VA	1540VA	2100VA
Input voltage tolerance	230 VAC +/-20%				
Input rated frequency	50Hz - 60Hz +/- 5%				
Input current distortion	<7%				
Output frequency	50Hz or 60Hz selectable				
Weight	12.5kg	14.9kg	15.5kg	28.8kg	31.2kg
Dimensions (WxDxH) mm	158x422x235mm			190x446x333mm	
Recommended temperature	0-40°C (104°F) (and preferably 20-25°C (68-77°F) for battery life)				

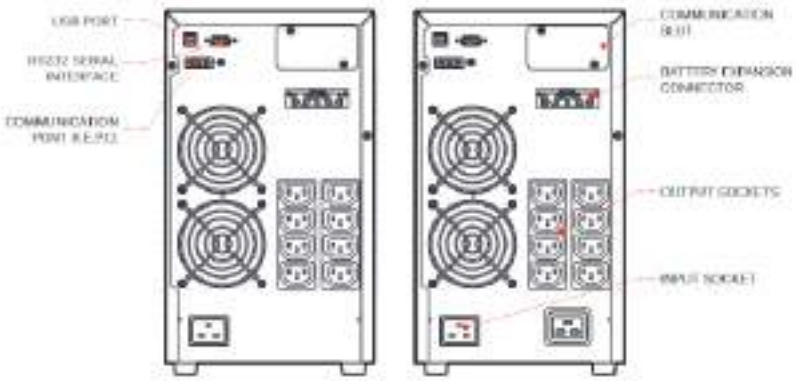

ZENPOWER

Warranty 3 years

8.9/10 Repairability index

"Smart management of the auxiliary Lithium battery in your motorhome"

ENERGY MANAGEMENT

Principle

The ZENPOWER is an intelligent electronic module designed to provide automatic and safe energy management between the alternator and the auxiliary Lithium battery of your RV.
It automatically connects or disconnects according to the alternator's operation, ensuring optimal charging and a continuous power supply of the habitation without micro-interruptions.

Why the ZENPOWER matters

- **Alternator protection:** limits current to the auxiliary battery to prevent overload
- **Adjustable charging** current from 30A to 50A
- **Built-in protection** against overvoltage and undervoltage
- **Uninterrupted operation:** ultrafast switching from alternator to auxiliary battery

Product description

When the **D+ terminal** of the ZENPOWER receives a voltage greater than **12V** (alternator producing energy), the ZENPOWER activates after **30 seconds** if the charging voltage remains above **11.2V**. It then connects the alternator to the auxiliary battery and limits the **charging current between 30A and 50A**, adjustable via an external rotary switch.
If the system voltage drops below **11V** for more than **90 seconds**, or when the **D+ terminal** drops to **0V** (alternator off), the ZENPOWER instantly (<1 ms) cuts the charging link and **allows the central system to be powered by the auxiliary battery**, ensuring **uninterrupted operation**. In this configuration, the auxiliary battery can deliver **up to 70A** to the vehicle's electrical network.

Beware

As the ZENPOWER does not include a DC/DC converter, battery charging depends directly on the alternator output voltage, compliant with Euro 5 and Euro 6 standards.

Part reference	ZEN12
Operating voltage	12V
Adjustable charging current	30 – 50A
Input voltage tolerance	230 VAC +/-20%
Maximum discharge current	70A
Response time	< 1 millisecond
Auto stop threshold	< 11V (after 90 s)
Activation threshold	> 11.2V (after 30 s)
Technology	MOSFET transistors (no relay)

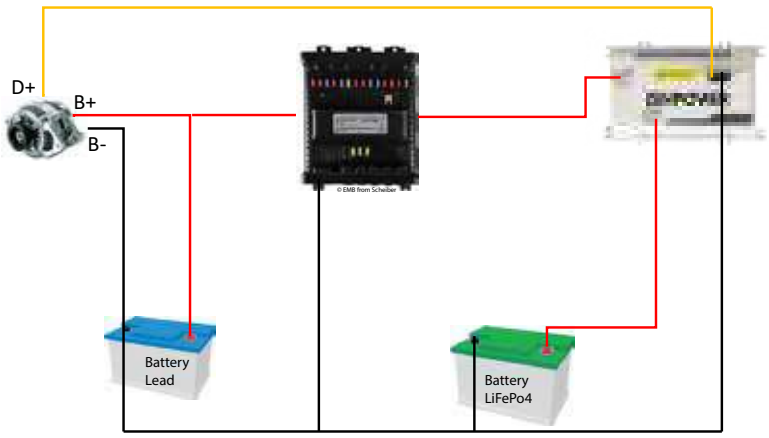

Availability Q2 2026

DISTRIBUTION NETWORK

FRANCE

ZA de Kerdroniou 32 rue Marcel Paul 29000 Quimper
navicom@navicom.fr
www.navicom.fr

21 rue Amiral Dordelin 56100 Lorient
+33 02 97 87 36 36
contact@plastimo.com
www.plastimo.com

75 rue Amiral Troude 29200 Brest
Tel. +33 (0)2 98 46 11 02
info@seimi.com
www.seimi-equipements-marine.com

ZI Toulon Est, 201 Avenue Irène et Jean Frédéric Joliot Curie, 83130 La Garde
+33 04 94 08 68 20
www.vdm-reya.com

AD NAUTIC USHiP Ahkship

UNITED KINGDOM

19f Spital Road, Maldon, Essex United Kingdom CM9 6DY
+44(0)1621 853 003
sales@mantsbrite.com
www.mantsbrite.com

9 Fernacre Business Park Budds Lane SO51 0HA Romsey Hampshire
+44 (0)1794 523 900
info@advanceyacht.co.uk
www.advanceyacht.co.uk

GERMANY

Gelsenkirchener Str. 25-27 D 28199 Bremen
0421 / 57290-0
info@svb.de
www.svb.de

Konrad-Zuse-RING 30 24220 Flintbek
+49 43154442216
info@kiel-nautik.de
www.kiel-nautik.de

NORWAY

Svennerudveien 38, 2016 Frogner
+47 23 23 39 70
mail@stroem.no
www.stroem.no

Grensevegen 252 - 2230 Skotterud
+47 90 94 49 33
alumin@abas.no
www.abas.no

SWEDEN

Baggakersgatan 4A 43153 Mölndal
+46 0317618580
info@sellpower.se
www.sellpower.se

FINLAND

Vilhonvuorenkatu 12C 00500 Helsinki
+358 102291900
sales@pronav.fi
www.pronav.fi

Sähkömiehentie 2 21530 Paimio
+358 417314079
info@navix.fi
www.navix.fi

POLAND

Spolkaz ograniczona odpowi ul.zlote wzgórza 2 83-000 Juszkowo
+48 797719374
info@airmech.pl
www.airmech.pl

SWITZERLAND

rue de la Fontenette 33 1227 Carouge-Genève
+41 793422723
alain-muller@bluewin.ch
www.muller-electronique-navale.letabatha.net

DENMARK

Mariendalsvje 28 8800 Viborg
+45 86741700
salling@sec-set.dk
www.setas.dk

ITALY

via Guido Rossa 42 16012 Busalla
+39 010 9641927
info@indemar.com
www.indemar.com

SPAIN/PORTUGAL

montes da Barxa, 6 p.i porto do Molle 36350Nigran
+34 986354000
baitra@baitra.com
www.baitra.com

CROATIA/MONTENEGRO/SERBIA

Stinice 12 21000 Split
+385 21538080
info@metris.hr
www.metris.hr

GREECE

49 Geroulanou str. 174 55 Alimos
+302109886621
info@eneq.gr
www.eneq.gr

MALTA

240 Msidaroad Yacht Marina GZR1400 Gzira
+356 21334255
info@gauciborda.com
www.gauciborda.com

SLOVENIA

Veliko Mlačevo 64, 1290 Grosuplje
+386 17861140
sportmar@sportmar.si
www.sportmar.si

TURKEY

İstasyon, Vatan Cd. No:121/A 34940Tuzla/İstanbul
+90 216 494 19 98
info@vikingdenizmalzemeleri.com
www.vikingdenizmalzemeleri.com.tr

BULGARIA

Blvd 8th Primorski Polk n°128 9000 Varna
+359 52 306 434
office@shiptechnics.com
www.shiptechnics.com

ROMANIA

Str. Abatorului 22 Tulcea Romania 820013
+40 726627463
office@marinelife.ro
www.marinelife.ro

BRAZIL

R. Jandiatuba 506 Conjunto 408A Vila Andrade 05716-150 São Paulo
+55 11 2645-4877
www.i-sea.com.br

UNITED STATES OF AMERICA

660 Riverland Dr Ste B Charleston SC 29412
(843) 885-8644
info@marinebeam.com
www.store.marinebeam.com

MEXICO

Av.López Portillo, Mz5, Lote6 SM84, Local14 CP: 77520 Cancun
52 (998) 843 0253
ventas@maramarlin.com
www.marinesupplies.mx

CANADA

8194 Ontario Street V5X 3E3 Vancouver B.C
(604) 325-5233
sales@rekord-marine.com
www.rekord.esamco.com

CARIBBEAN

Marina Du Marin, Bd Allegre, Le Marin 97290, Martinique
+596 596747662
contact@diginav.fr
www.diginav.fr

144 impasse E.Dessout 97122 Baie Mahault, Guadeloupe
+33 590213670
electronautic@wanadoo.fr

29 Wellington Road,Cole Bay, St Maarten / SXM
+1 721 544 2051 / 4512 / 4921
sales@electecsxm.com
www. electec.info

POLYNESIA

OCEAN 2000 marine supplies
73 avenue Pomare V 98716, Papeete-Tahiti
+689 838393
j.ramon@ocean2000marine.pf

UNITED ARAB EMIRATES

112, 1st Floor, Al Souk Mall, Jumeirah 5, Umm Suqeim 2, Dubai
+971 50 514 4211
sales@alphamarineequipment.com
www.alphamarineequipment.com

SINGAPORE/MALAYSIA/INDONESIA

623 Aljunied Road, #04-10 Aljunied Industrial Complex 389835 Singapore
+65 6447 3004
wai@marine-intl.com.sg
www.marine-intl.com.sg

JAPAN/SOUTH KOREA

3-18-1 Marunouchi, Naka-ku 460-0002 Nagoya
+81 529715700
dives@asahi-net.or.jp
www.dives-japan.com

LEBANON

Tabarja El Mina PO BOX : 563 Jounieh
+961 (0)9 850373 / 4
paul@azzisport.com
www.azzisport.com

KUWAIT

Abdul Aziz Al - Usaimi Complex, Block-1, Street - 6, Area-23, Shuwaikh
sales@alsabihmarine.com
www.alsabihmarine.com

CRISTEC
on-board energy

23 ZA Penn ar Roz
29150 Châteaulin
FRANCE

Tel: +33 298 538 082
info@cristec.fr
www.cristec.fr

YOU ARE :

OEM, shipyard, boat-builder, electrician, dealer, distributor or experienced sailor ?

You need to design a robust electrical power system ?

SO, PLEASE CONTACT US !

To help you with your project, we provide complimentary advice, recommendations, and 3D files of our products.

Tel : +33 298 538 082

Mail : info@cristec.fr

1983 Since

High-end products

In more than 50 countries