

Oceana 800 OC800

LAND Solutions

SEA Solutions



Oceana800 OC800



The Beam Oceana 800 is designed to operate with the Inmarsat GPS, IsatPhone Link and FleetPhone SIM's to provide reliable voice, data and SMS communication services to anyone in a remote location on land or sea or for emergency backup communications. For a maritime installation the 505 Emergency Calling facility from the OC800 with a FleetPhone SIM puts vessels directly in contact with a maritime rescue co-ordination centre (MRCC) free of charge.

A Beam active Mast Mount Antenna (ISD710) is supplied with the Oceana 800 to provide a complete integrated solution that is ready for use anytime, anywhere. Whilst the terminal was purposely designed for maritime applications to meet an IP54 ingress rating making the terminal suitable for on-board vessel communications the terminal can easily be used in any land based fixed site application.

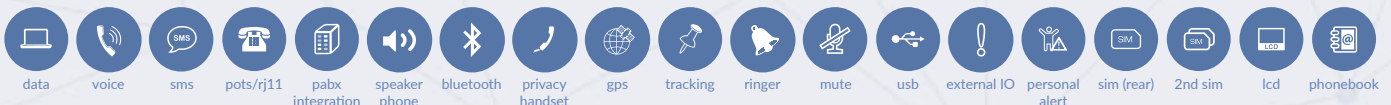
The terminal has a dedicated full color display, inbuilt phone book and SMS inbox, the integrated privacy handset or the inbuilt speaker phone enables the user to have private or handsfree calling. The terminal is designed to be wall or desk mounted and the terminal is provided with a spring loaded hang-up cup for the privacy handset when the unit is wall mounted.

Featuring an intelligent POTS/RJ11 interface, it enables connection of up to 5 standard corded/cordless phones or integration to a PABX system. It can support cable runs of up to 600m (2000ft) and incorporates in-built intelligence to support standard ring, busy and dial tones.

The Oceana 800 has an integrated GPS engine providing intelligent tracking and instant message reporting via SMS. The Tracking and Instant Message functionality can be configured to support automated periodic polling or instant message reporting with a single button press. Oceana 800 has an integrated Bluetooth for voice communications, intuitive color LCD display that provides easy and convenient access to send and receive SMS or to retrieve phone numbers stored in the terminal. Also included is a secondary SIM socket to override internal SIM, in-built handsfree speakerphone, USB data, desk or wall mountable.

KEY FEATURES

- High quality Marine Grade design, IP54 rating
- Dedicated Privacy Handset
- Bluetooth connectivity
- POTS/RJ11 interface, cable runs upto 600m/2000ft
- Voice, SMS, SBD and Circuit Switched Data capable
- Tracking and SOS
- USB data interface
- Accessory/Ignition sense
- 10-32V DC power input
- AC Plug pack included 110/240 input
- Supplied with Active Mast Mount antenna ISD710
- Supports Active and Passive Inmarsat antennas
- 12 month repair or replacement warranty



Technical Specifications

POWER SPECIFICATIONS

Average Power Consumption (Active antenna connected)	Current @ 15v Average	Power
Standby	0.22A	3.2W
Transmit (RJ11/POTS)	0.58A	8.7W
Transmit (Speakerphone)	0.53A	7.9W
Sleep Mode	5mA	75mW
Peak Current	1.7A	26W

INMARSAT TRANSCEIVER

Inmarsat-4 Satellite GMR-2+ Frequency Bands

Tx Operating Frequency	1626.5 - 1660.5 MHz	
Rx Operating Frequency	1518 - 1565 MHz (Inmarsat)	1565.19 - 1585.65 MHz (GPS)
RF Output Impedance	50 Ohms	
Carrier frequencies	Channel 0 = 1626.525 MHz	Channel 169 = 1660.475 MHz
TX Modulation	GMSK	
RX Modulation	OQPSK	

GPS MODULE (INTERNAL)

Channels	14 tracking, 51 channel acquiring
Update Rate	1Hz
Accuracy	Position 2.5m CEP, Velocity 0.1m/s, Timing 300ns
Acquisition TTFF	Cold 29sec, Hot 1sec
Sensitivity	-161 dBm
Operational Limits	Altitude 18000m, Velocity 515m/s
Dynamics	4G

INSTANT MESSAGE

1 x Alarm Loop	Bare wire - Normally closed loop IN to OUT
Instant Message	In-built - single key press
Track	In-built - single key press

CERTIFICATIONS

Inmarsat Type Approval, FCC, CE Compliance, Electrical Safety, RoHS, Industry Canada, C-Tick

IP54 Rating

5 = Protected against dust limited ingress (no harmful deposits).
4 = Protection against water sprayed from all directions - limited ingress permitted.

ENVIRONMENT SPECIFICATIONS

Temperature	Degrees °C	Degrees °F
Operating Range	-20 to +55	-4 to +131
Storage	-30 to +80	-22 to +176
Humidity	95%	

PHYSICAL SPECIFICATIONS

Dimensions	mm	inches
Unit	241 x 185 x 93	9.49 x 7.28 x 3.66
Outer Box	420 x 180 x 300	16.54 x 7.09 x 11.81
Weight	kgs	lbs
Unit	1.27	2.80
Box	4.11	9.06

CONNECTORS / INTERFACES

POTS/RJ11	RJ11/2-wire, 5REN @ 600m, Adjustable dial, ring, busy tone configured frequency and adaptive impedance.
Inmarsat Antenna	TNC-Female
GPS Antenna	SMA-Female
10-32 VDC	4-way microFit (AC/DC adapter, or DC lead)
Privacy Handset Port	RJ9 connector
Configuration / Data	USB Mini B
Speakerphone	In-built speaker/microphone
LEDs/Buttons	Instant Message (IM), Mute, Speakerphone, Tracking, Volume/Brightness

KIT CONTENTS

Oceana 800 terminal
ISD710 Maritime Antenna (Active)
Privacy Handset
1 x Spring Cup (attached to terminal)
1 x Springless Cup
110-240V AC Plug Pack
10-32V DC Power Cable
USB Cable
2m Instant Message wiring loop (ring/mute cable)
Wall Mounting Plate
User Manual, Quick Start Guide & Antenna Installation Guide

Accessories

CVTINM	Inmarsat Covert Antenna
ISD932	IsatDock/Oceana SMA/TNC Cable Kit Active - 6m/19.7ft
ISD933	IsatDock/Oceana SMA/TNC Cable Kit Active - 13m/42.7ft
ISD934	IsatDock/Oceana SMA/TNC Cable Kit Active - 18.5m/60.9ft
ISD935	IsatDock/Oceana SMA/TNC Cable Kit Active - 31m/101.7ft
ISD938	IsatDock/Oceana SMA/TNC Cable Kit Active - 40m/131.2ft
ISD942	IsatDock/Oceana SMA/TNC Cable Kit Active - 50m/164.0ft


ISD943	IsatDock/Oceana SMA/TNC Cable Kit Active - 60m/196.85ft
ISD944	IsatDock/Oceana SMA/TNC Cable Kit Active - 70m/229.7ft
ISD945	IsatDock/Oceana SMA/TNC Cable Kit Active - 80m/262.5ft
ISD946	IsatDock/Oceana SMA/TNC Cable Kit Active - 90m/295.3ft
ISD947	IsatDock/Oceana SMA/TNC Cable Kit Active - 100m/320.1ft
RST060	UPS Battery Pack



Luxury Yachts



In-Building - PABX Integration



Cargo Vessels



Mining Sites



Global Head Office (Australia)

Beam Communications Pty Ltd
5/8 Anzed Court, Mulgrave, Victoria
AUSTRALIA 3170

Tel: +61 3 8588 4500

Fax: +61 3 9560 9055

Website: www.beamcommunications.com

General: info@beamcommunications.com

Support: support@beamcommunications.com

Sales: sales@beamcommunications.com

Europe

Tel: +44 208 144 1405


Fax: +44 208 289 3542

United States

Tel: +1 800 250 5819 (USA toll free)

Fax: +1 888 972 8037

APPROVED BEAM RESELLER



© 2016 Beam Communications Pty Ltd

OC800_REV03_11/16